


ASIA INSURANCE PLC.

Un-Audited

Statement of Financial Position (Balance Sheet)

As at March 31, 2025

Particulars	Notes	March, 2025	December, 2024
		Amount (Taka)	Amount (Taka)
Shareholders Equity & Liabilities			
Authorised Share Capital	2	<u>1,000,000,000</u>	<u>1,000,000,000</u>
Issued, Subscribed and Paid up Capital	3	470,698,580	470,698,580
Share Premium	4	116,288,920	116,288,920
Reserve or Contingency Account		599,572,644	582,478,859
Reserve for Exceptional Losses	5	512,340,645	498,276,716
General Reserve	6	35,771,100	35,771,100
Profit or Loss Appropriation Account	7	51,460,899	48,431,043
Total Shareholders Equity		1,186,560,144	1,169,466,359
Balance of Fund & Account	8	219,560,490	225,219,551
Fire Insurance Business		24,753,166	28,863,528
Marine Insurance Business		156,793,868	158,828,461
Marine Hull Insurance Business		8,534,174	7,514,425
Motor Insurance Business		15,038,749	16,766,537
Miscellaneous Insurance Business		14,440,533	13,246,601
Lease Liabilities	9	13,087,804	13,588,314
Current Maturity		5,655,827	6,594,120
Long Term Maturity		7,431,977	6,994,194
Estimated liability in respect of outstanding claims whether due or intimated	10	142,048,286	72,001,699
Amount due to other persons or bodies carrying on insurance business	11	324,473,365	363,499,690
Deposit Premium	12	5,584,963	38,591,811
Provision for Taxation	13	354,695,407	350,809,695
Deferred Tax	14	3,348,084	3,407,585
Unclaimed Dividend	15	2,087,099	2,166,027
Sundry Creditors	16	96,053,439	97,858,811
Total Liabilities		1,160,938,937	1,167,143,182
Total Liabilities and shareholder's equity		2,347,499,081	2,336,609,541


Md. Rafiqul Islam
Chief Financial Officer


Md. Imam Shaheen
Chief Executive Officer


Md. Atique Ullah Majumder
Company Secretary


Syed Sajedul Karim
Director


Mohammad Mustafa Haider
Chairman

Date: June 22, 2025

ASIA INSURANCE PLC.

Un-Audited

Statement of Financial Position (Balance Sheet)

As at March 31, 2025

Particulars	Notes	March, 2025	December, 2024
		Amount (Taka)	Amount (Taka)
Property & Assets:			
Property of Plant and Equipment (At Cost Less Depreciation)	17	140,943,976	145,085,324
Tangible Assets		127,481,463	130,999,263
Intangible Assets		1,112,048	1,140,697
Right of Use (ROU) Assets		12,350,466	12,945,364
Current Assets		1,393,060,905	1,374,611,943
Investment In Shares	18	423,745,390	427,348,119
Interest, Dividends & Rent Outstanding	19	24,856,602	18,461,703
Amount due from others persons or Bodies Carrying on Insurance Business	20	495,074,378	457,823,274
Sundry Debtors	21	37,836,651	81,493,753
Advance, Deposit and Prepayments	22	409,588,002	387,813,724
Security Deposit	23	698,694	698,694
Stock of Printing and Stationery	24	1,261,188	972,676
Cash & Cash equivalents		813,494,201	816,912,274
Fixed Deposit Account	25	688,284,526	695,784,527
Government Treasury Bond	26	105,000,000	105,000,000
Cash on Hand and with Banks	27	20,209,675	16,127,748
Total Properties and Assets		2,347,499,081	2,336,609,541


Net Assets Value per Share.

(Taka)


29.87

29.63


Md. Rafiqul Islam
Chief Financial Officer


Md. Imam Shaheen
Chief Executive Officer


Md. Atique Ullah Majumder
Company Secretary


Syed Sajedul Karim
Director


Mohammad Mustafa Haider
Chairman


Date: June 22, 2025


ASIA INSURANCE PLC.

Statement of Profit or Loss Account and Other Comprehensive Income (Un-Audited)


For the 1st Qtr ended March 31, 2025

Particulars	Jan.to March, 2025	Jan.to March, 2024
	Amount(Taka)	Amount(Taka)
Income		
Net Premium	100,742,454	113,499,126
Commission on Re- Insurance Ceded	14,197,637	15,511,703
Income from Interest on Investment & Others	19,850,591	10,650,469
Reserve for Unexpired Risk (Opening Balance)	56,304,888	40,549,706
Total Income	191,095,571	180,211,004
Expenditure		
Claim Payment (Net)	40,386,184	24,030,683
Agency Commission	20,776,724	20,493,186
Management Expenses	47,675,480	48,155,357
Depreciation	5,588,632	6,880,410
Provision for diminution value of share	3,602,729	11,584,452
Reserve for Unexpired Risk (Closing Balance)	50,645,827	46,251,429
Total Expenditure	168,675,576	157,395,517
Net Profit before Tax	22,419,995	22,815,488
Income Tax expenses		
Current Tax	(3,885,710)	(3,903,147)
Deffered Tax	59,500	(1,691,736)
Net Profit after Tax	18,593,785	17,220,605
Retained Earnings (Opening)	48,431,043	53,988,207
Total:	67,024,828	71,208,812
Appropriation		
Reserve for Exceptional Loss	14,063,929	12,348,959
Provision for General Reserve	-	1,000,000
Provision for Gratuity	1,500,000	1,000,000
	15,563,929	14,348,959
Retained Earnings (Closing)	51,460,899	56,859,853
Total:	67,024,828	71,208,812
Earning Per Share	0.40	0.37


Md. Rafiqul Islam
Chief Financial Officer


Md. Imam Shaheen
Chief Executive Officer


Director


Md. Atique Ullah Majumder
Company Secretary



Mohammad Mustafa Haider
Chairman

Date: June 22, 2025

ASIA INSURANCE PLC.
Cash Flows Statement (Un-audited) Direct Method
For the period ended March 31, 2025


	Un-Audited	
	Jan. to Mar.2025 Amount (Taka.)	Jan. to Mar.2024 Amount (Taka.)
A Cash flows from operating activities	18,371,145	1,823,885
Collection from Premium Income & Other Income	178,098,912	172,183,386
Less :		
Payment for Cost and Expenses	159,727,767	170,359,501
Management Expenses	40,340,514	41,163,713
Sundry Creditors Payments	22,539,451	21,069,706
Re-Insurance Payment	11,962,533	9,430,040
Insurance Stamp	2,221,630	6,162,620
Claim Payment	66,375,099	76,509,599
Commission Payment	16,288,540	16,023,823
B. Cash flows from investing activities	(14,210,289)	4,111,309
Advance Payments	(2,552,242)	(2,995,774)
Advance Realised	536,377	2,987,077
Advance Payments Income Tax	(19,758,413)	(26,266,375)
Fixed Deposit	7,500,000	31,500,000
Divedend Income	151,816	124,580
Purchases of Share	-	(77,060)
Acquisition of Fixed Assets	(87,827)	(1,161,139)
C. Cash flows from financial activities	(78,928)	(40,496)
Dividend Paid	(78,928)	(40,496)
D. Cash and cash equivalent (A+B+C)	4,081,927	5,894,698
E. Opening cash and cash equivalents	16,127,747	21,796,537
F. Closing cash and cash equivalents	20,209,675	27,691,235
Net Operating Cash flows per Share (NOCFS)	0.39	0.04


Md. Rafiqul Islam
Chief Financial Officer


Md. Imam Shaheen
Chief Executive Officer


Director


Md. Atique Ullah Majumder
Company Secretary


Mohammad Mustafa Haider
Chairman

Date: June 22, 2025


ASIA INSURANCE PLC.


Statement of Changes in Shareholders Equity
For the 1st Quarter ended March 31, 2025

Particulars	Share Capital	Share Premium	Reserve for Exceptional Losses	General Reserve	Retained Earnings Account	Un Audited	
						Total	
Balance at 1st January 2025	470,698,580	116,288,920	498,276,716	35,771,100	48,431,043	1,169,466,359	
Net Profit	-	-	-	-	22,419,995	22,419,995	
Reserve & Provision	-	-	14,063,929	-	(14,063,929)	-	
Provision for Gratuity	-	-	-	-	(1,500,000)	(1,500,000)	
Provision for Taxation	-	-	-	-	(3,826,210)	(3,826,210)	
Balance at March 31, 2025	470,698,580	116,288,920	512,340,645	35,771,100	51,460,899	1,186,560,144	
Balance at March 31, 2024	470,698,580	116,288,920	464,328,906	35,771,100	56,859,853	1,143,947,359	


Md. Rafiqul Islam
Chief Financial Officer


Md. Imam-Shaheen
Chief Executive Officer


Md. Atique Ullah Majumder
Company Secretary


Mohammad Mustafa Haider
Chairman


Director

Date: June 22, 2025

ANNEXURE OETAELS ACCOUNTS


ASIA INSURANCE PLC.

Statement of Financial Position (Balance Sheet) Un-Audited

As at March 31, 2025

Shareholders Equity & Liabilities	Notes	March,2025 Amount (Taka)	December,2024 Amount (Taka)
Authorised Share Capital	2	<u>1,000,000,000</u>	<u>1,000,000,000</u>
Issued, Subscribed and Paid up Capital	3	470,698,580	470,698,580
Share Premium	4	116,288,920	116,288,920
Reserve or Contingency Account		599,572,644	582,478,859
Reserve for Exceptional Losses	5	512,340,645	498,276,716
General Reserve	6	35,771,100	35,771,100
Profit or Loss Appropriation Account	7	51,460,899	48,431,043
Total Shareholders Equity		<u>1,186,560,144</u>	<u>1,169,466,359</u>
Balance of Fund & Account	8	219,560,490	225,219,551
Fire insurance business		24,753,166	28,863,528
Marine insurance business		156,793,868	158,828,461
Marine hull insurance business		8,534,174	7,514,425
Motor insurance business		15,038,749	16,766,537
Miscellaneous insurance business		14,440,533	13,246,601
Lease Liabilities	9	13,087,804	13,588,314
Current Maturity		5,655,827	6,594,120
Long Term Maturity		7,431,977	6,994,194
Estimated liability in respect of outstanding claims whether due or intimated	10	142,048,286	72,001,699
Amount due to other persons or bodies carrying on insurance business	11	324,473,365	363,499,690
Deposit Premium	12	5,584,963	38,591,811
Provision for Taxation	13	354,695,407	350,809,695
Deferred Tax	14	3,348,084	3,407,585
Unclaimed Dividend	15	2,087,098	2,166,027
Sundry Creditors	16	96,053,439	97,858,811
Total Liabilities		<u>1,160,938,937</u>	<u>1,167,143,182</u>
Total Liabilities and Shareholder's Equity		<u>2,347,499,081</u>	<u>2,336,609,541</u>

Date: June 22, 2025



ASIA INSURANCE PLC.

Un-Audited

Statement of Financial Position (Balance Sheet)

As at March 31, 2025

Particulars	Notes	March, 2025	December, 2024
		Amount (Taka)	Amount (Taka)
Property & Assets:			
Property of Plant and Equipment (At Cost Less Depreciation)	17	140,943,976	145,085,324
Tangible Assets		127,481,463	130,999,263
Intangible Assets		1,112,048	1,140,697
Right of Use (ROU) Assets		12,350,466	12,945,364
Current Assets		1,393,060,905	1,374,611,943
Investment in Shares	18	423,745,390	427,348,119
Interest, Dividends & Rent Outstanding	19	24,856,602	18,461,703
Amount due from others persons or Bodies Carrying on Insurance Business	20	495,074,378	457,823,274
Sundry Debtors	21	37,836,651	81,493,753
Advance, Deposit and Prepayments	22	409,588,002	387,813,724
Security deposit	23	698,694	698,694
Stock of Printing and Stationery	24	1,261,188	972,676
Cash & Cash equivalents		813,494,201	816,912,274
Fixed Deposit Account	25	688,284,526	695,784,526
Government Treasury Bond	26	105,000,000	105,000,000
Cash on Hand and with Banks	27	20,209,675	16,127,748
Total Properties and Assets		<u>2,347,499,081</u>	<u>2,336,609,541</u>

Net Assets Value per Share.

(Taka)

29.87

29.63

Date: June 22, 2025



ASIA INSURANCE PLC
Profit or Loss Appropriation Account (Un-Audited)
For the 1st Qtr ended 31 March, 2025

Particulars	Notes	March,2025	March,2024
		Amount (Taka)	Amount (Taka)
Balance brought forward from last year		48,431,043	53,988,207
Net Profit (Transferred from profit or loss account)		18,593,785	17,220,605
	Total	67,024,828	71,208,812
Reserve for Exceptional Losses		14,063,929	12,348,959
Provision for General Reserve		-	1,000,000
Reserve for Gratuity		1,500,000	1,000,000
Balance Transferred to Balance Sheet		51,460,899	56,859,853
	Total	67,024,828	71,208,812
Net profit available for ordinary shareholders.		18,593,785	17,220,605
No. of shares outstanding during the 1st Qtr.		47,069,858	47,069,858
Earnings per Share (Basic earnings per share at per value Tk.10 each)		0.40	0.37

Date: June 22, 2025



ASIA INSURANCE PLC.

Statement of Profit or Loss Account and Other Comprehensive Income

For the 1st Qtr ended 31 March, 2025

Un-Audited

Particulars	Notes	March, 2025	March, 2024
		Amount (Taka)	Amount (Taka)
Interest & dividends :			
(Not Applicable to any particular fund or Account)			
Interest, Dividend and Rents	28	19,850,591	10,624,369
Miscellaneous Income	29	-	26,100
Profit or (Loss) transferred from		13,259,935	32,160,409
Fire Revenue Account		(36,834,794)	(10,139,934)
Marine Revenue Account		46,520,779	36,888,395
Marine Hull Revenue Account		(180,086)	252,323
Motor Revenue Account		2,365,860	3,014,278
Miscellaneous Revenue Account		1,388,176	2,145,348
Total		33,110,526	42,810,878
Expenses of Management			
(Not Applicable to any particular fund or Account)			
		1,499,169	1,530,530
Advertisement & Promotional Expenses		78,200	46,000
Fees & Charges		35,850	49,450
UMP Expenses		92,488	81,154
Donation & Subscription		520,699	785,698
AGM Exp		100,985	-
Lease Finance Cost		633,214	550,162
Registration Renewal Fee		37,733	18,066
Depreciation		5,588,632	6,880,410
Provision for diminution value of share		3,602,729	11,584,451
Net Profit before Tax		22,419,995	22,815,488
Income Tax Expenses			
Current Tax		(3,885,710)	(3,903,147)
Deferred Tax		59,500	(1,691,736)
Net Profit after Tax (transferred to profit or Loss Appropriation Account)		18,593,785	17,220,605
Total		33,110,526	42,810,878

Date: June 22, 2025



ASIA INSURANCE PLC.
Cash Flows Statement (Un-audited) Direct Method
For the period ended March 31, 2025

	Jan. to Mar.2025 Amount (Taka.)	Jan. to Mar.2024 Amount (Taka.)
A Cash flow from operating activities	18,371,145	1,823,885
Collection from Premium Income & Other Income	178,098,912	172,183,386
Less :		
Payment for Cost and Expenses	159,727,767	170,359,501
Management Expenses	40,340,514	41,163,713
Sundry Creditors Payments	22,539,451	21,069,706
Re-Insurance Payment	11,962,533	9,430,040
Insurance Stamp	2,221,630	6,162,620
Claim Payment	66,375,099	76,509,599
Commission Payment	16,288,540	16,023,823
B. Cash flow from investing activities	(14,210,289)	4,111,309
Advance Payments	(2,552,242)	(2,995,774)
Advance Realised	536,377	2,987,077
Advance Payments Income Tax	(19,758,413)	(26,266,375)
Fixed Deposit	7,500,000	31,500,000
Dividend Income	151,816	124,580
Purchases of Share	-	(77,060)
Purchases of Govt. Treasury Bond	-	-
Acquisition of Fixed Assets	(87,827)	(1,161,139)
C. Cash flow from financial activities	(78,928)	(40,496)
Dividend Paid	(78,928)	(40,496)
D. Cash and cash equivalents (A+B+C)	4,081,927	5,894,698
E. Opening cash and cash equivalents	16,127,747	21,796,537
F. Closing cash and cash equivalents	20,209,675	27,691,235
Net Operating Cash flows per Share (NOCFS)	0.39	0.04
No. of Share	47,069,858	47,069,858

Date: June 22, 2025



Asia Insurance PLC
Cash Flows Statement (Un-audited) Indirect Method
For the 1st Quarter ended March 31, 2025

A. Cash Flows from Operating Activities:

	Amount March 31.2025	Amount March 31.2024
	Taka	Taka
Net Profit	30,571,596	22,815,488
Provision for Gratuity	(1,000,000)	(1,000,000)
Depreciation	5,588,657	6,880,410
Provision for Fair Value of Share	3,602,729	11,584,451
(Increase)/Decrease of Sundry Debtors	44,432,168	37,261,652
(Increase)/Decrease of Advance, Deposit and Prepayments	(21,774,278)	(26,275,071)
(Increase)/Decrease of Printing and Stationery in Hand	(288,512)	(17,332)
(Increase)/Decrease of Interest, Dividends & Rent Outstanding	(6,394,899)	4,896,246
(Increase)/Decrease of Amount due from others persons or Bodies Carrying on Insurance Business	(37,251,104)	(99,535,047)
(Increase)/Decrease Fixed Deposit	7,500,000	31,500,000
Investment in Share	-	(77,060)
Fixed Assets Addition	(1,447,285)	(4,601,223)
Increase/(Decrease) of Lease Liabilities	(500,510)	1,486,911
Increase/(Decrease) of Amount due to other persons Bodies Carrying on Insurance Business	(39,026,324)	15,810,310
Increase/(Decrease) of Estimated liability in respect of outstanding claims	70,046,587	49,215,322
Increase/(Decrease) of Deposit Premium	(33,007,113)	(50,044,813)
Increase/(Decrease) of Balance of Fund Account	(14,578,697)	5,701,724
Increase/(Decrease) of Unclaimed Dividend	(78,928)	-
Increase/(Decrease) of Sundry Creditors	(2,312,159)	292,730
Net increase in Cash and Bank balance :	4,081,927	5,894,698
Cash and Bank balance at beginning of the year January '01	16,127,747	21,796,537
Cash and Bank balance at the end of the 1st Qtr March '31	20,209,675	27,691,235

Date: June 22, 2025



ASIA INSURANCE PLC.

(Un-Audited)

Consolidated Revenue Account

For the 1st Qtr ended 31 March, 2025

Particulars	Notes	March, 2025 Amount (Taka)	March, 2024 Amount (Taka)	Particulars	Notes	March, 2025 Amount (Taka)	March, 2024 Amount (Taka)
Claim under policies less re-insurance		40,386,184	24,030,683	Balance of fund account at the beginning of the year		56,304,888	40,549,705
Paid during the period		(29,660,404)	(25,184,640)	Premium less re-insurance	32	100,742,454	113,499,127
Total estimated liability in respect of outstanding claim at the end of the period whether due or intimated.		142,048,286	258,418,304	Commission on re-insurance ceded	33	13,462,157	14,937,743
Less: Outstanding at the beginning of the year		72,001,699	209,202,981	Profit Commission	34	735,480	573,960
Agency Commission	30	20,776,724	20,493,186				
Expenses of Management	31	45,541,110	45,965,956				
Insurance Stamp Consumption		635,201	658,871				
Balance of fund account at the end of the period as shown in the balance sheet (Reserve for un-expired risk for the period)		50,645,827	46,251,430				
Profit/(Loss) Transferred to Profit or Loss Account		13,259,935	32,160,411				
Fire Revenue Account		(36,834,794)	(10,139,934)				
Marine Revenue Account		46,520,779	36,888,395				
Marine Hull Revenue Account		(180,086)	252,323				
Motor Revenue Account		2,365,860	3,014,278				
Miscellaneous Revenue Account		1,388,176	2,145,348				
Total		171,244,979	169,560,535	Total		171,244,979	169,560,535

Date: June 22, 2025



ASIA INSURANCE PLC.
Fire Insurance Revenue Account

For the 1st Qtr ended 31 March, 2025

Particulars	Notes	March, 2025 Amount (Taka)	March, 2024 Amount (Taka)	Particulars	Notes	March, 2025 Amount (Taka)	March, 2024 Amount (Taka)
Claim under policies less re-insurance		36,063,318	14,321,551	Balance of fund account at the beginning of the year		7,215,882	5,626,063
Paid during the period		(33,861,477)	(36,227,260)				
Total estimated liability in respect of outstanding claim at the end of the period whether due or intimated		139,780,313	254,817,523	Premium less re-insurance	32	7,763,801	19,314,718
Less: Outstanding at the beginning of the year		69,855,518	204,268,712	Commission on re-insurance ceded	33	8,715,932	9,895,240
Agency Commission	30	7,243,624	7,009,155	Profit Commission	34	-	-
Expenses of Management	31	13,517,975	15,288,522				
Insurance Stamp Consumption		599,972	630,839				
Balance of fund account at the end of the period as shown in the balance sheet (Reserve for unexpired risk @ 40% of premium income of the 1st Qtr.)		3,105,520	7,725,887				
Profit/(Loss) Transferred to Profit or Loss Account		(36,834,794)	(10,139,934)				
Total		23,695,615	34,836,020	Total		23,695,615	34,836,020

Date: June 22, 2025



ASIA INSURANCE PLC.
Marine Cargo Insurance Revenue Account

For the 1st Qtr ended 31 March, 2025

Particulars	Notes	March, 2025		Particulars	Notes	March, 2024	
		Amount (Taka)	Amount (Taka)			Amount (Taka)	Amount (Taka)
Claim under policies less re-insurance		917,407	8,572,235	Balance of fund account at the beginning of the year		39,707,115	29,619,996
Paid during the period		1,532,884	9,811,163				
Total estimated liability in respect of outstanding claim at the end of the year whether due or intimated.		373,816	1,321,389	Premium less re-insurance	32	75,345,045	71,017,020
Less: Outstanding at the beginning of the year		989,293	2,560,317	Commission on re-insurance ceded	33	2,961,380	2,427,797
Agent Commission	30	10,761,285	9,676,181	Profit Commission	34	601,066	-
Expenses of Management	31	22,742,613	19,521,195				
Balance of fund account at the end of the period as shown in the balance sheet (Reserve for unexpired risk @ 50% of premium income of the 1st Qtr.)		37,672,522	28,406,808				
Profit/(Loss) Transferred to Profit or Loss Account		46,520,779	36,888,395				
Total		118,614,606	103,064,813	Total		118,614,606	103,064,813

Date: June 22, 2025




ASIA INSURANCE PLC.
Marine Hull Insurance Revenue Account

For the 1st Qtr ended 31 March, 2025

Particulars	Notes	March, 2025		Particulars	Notes	March, 2024	
		Amount (Taka)	Amount (Taka)			Amount (Taka)	Amount (Taka)
Claim under policies less re-insurance		109,932	20,640	Balance of fund account at the beginning of the year		1,878,606	1,242,945
Paid during the period		109,932	20,640	Premium less re-insurance	32	2,898,356	1,419,632
Total estimated liability in respect of outstanding claim at the end of the year whether due or intimated		-	-	Commission on re-insurance ceded	33	429,546	517,363
Less :Outstanding at the beginning of the year		-	-	Agent Commission	30	-	414,325
				Expenses of Management	31	679,804	-
				Insurance Stamp Consumption		1,221,866	-
Balance of fund account at the end of the year as shown in the balance sheet (Reserve for unexpired risk @ 100% marine hull 1st Qtr. of the year).		2,898,356	1,419,632	Profit Commission	34	-	-
Profit/(Loss) Transferred to Profit or Loss Account		(180,086)	252,323				
Total		5,206,508	3,594,264	Total		5,206,508	3,594,264

Date: June 22, 2025



ASIA INSURANCE PLC.
Motor Insurance Revenue Account

For the 1st Qtr ended 31 March, 2025

Particulars	Notes	March, 2025		March, 2024		Particulars	Notes	March, 2025		March, 2024	
		Amount (Taka)	Amount (Taka)	Amount (Taka)	Amount (Taka)			Amount (Taka)	Amount (Taka)	Amount (Taka)	Amount (Taka)
Claim under policies less re-insurance		3,119,651	1,116,029					4,191,634	3,049,613		
Paid during the period						Balance of fund account at the beginning of the year					
Total estimated liability in respect of outstanding claim at the end of the period whether due or intimated		2,382,382	1,210,589			Premium less re-insurance	32	6,159,615	5,371,364		
Less: Outstanding at the beginning of the year		1,794,157	2,179,392			Commission on re-insurance ceded	33	17,034	-		
		1,056,888	2,273,952								
Agent Commission	30	789,664	801,132								
Expenses of Management	31	1,611,421	1,329,956								
Insurance Stamp Consumption		17,842	11,037								
Balance of fund account at the end of the period as shown in the balance sheet (Reserve for unexpired risk @ 40% of premium income of the 1st Qtr.)		2,463,846	2,148,546								
Profit/(Loss) Transferred to Profit or Loss Account		2,365,860	3,014,278								
Total		10,368,284	8,420,977			Total		10,368,284	8,420,977		

Date: June 22, 2025




ASIA INSURANCE PLC.
Miscellaneous Insurance Revenue Account

For the 1st Qtr ended 31 March, 2025

Particulars	Notes	March, 2025		Particulars	Notes	March, 2024	
		Amount (Taka)	Amount (Taka)			Amount (Taka)	Amount (Taka)
Claim under policies less re-insurance		175,875	228	Balance of account at the beginning of the year		3,311,650	1,011,089
Paid during the period							
Total estimated liability in respect of outstanding claim at the end of the year whether due or intimated		175,875	228	Premium less re-insurance	32	8,575,636	16,376,393
		100,000	100,000				
Less: Outstanding at the beginning of the year		100,000	100,000	Commission on re-insurance ceded	33	1,338,266	2,097,343
Agent Commission	30	1,161,842	2,326,914	Profit Commission	34	134,414	159,635
Expenses of Management	31	6,111,105	8,604,418				
Insurance Stamp Consumption		17,387	16,995				
Balance of fund account at the end of the period as shown in the balance sheet (Reserve for unexpired risk @ 50% of premium income Aviation 100% & Health 100% of the 1st Qtr.)		4,505,582	6,550,557				
Profit/(Loss) Transferred to Profit or Loss Account		1,388,176	2,145,348				
Total		13,359,966	19,644,460	Total		13,359,966	19,644,460

Date: June 22, 2025






ASIA INSURANCE PLC.

Statement of Changes in Shareholders Equity
For the period ended March 31, 2025

Un Audited

	Share Capital	Share Premium	Reserve for Exceptional Losses	General Reserve	Retained Earnings	Total
Balance at 1st January 2025	470,698,580	116,288,920	498,276,716	35,771,100	48,431,043	1,169,466,359
Net profit-during the period			-	-	22,419,995	22,419,995
Reserve for Exceptional losses	-	-	14,063,929	-	(14,063,929)	-
Provision for Gratuity	-	-	-	-	(1,500,000)	(1,500,000)
Provision for Taxation	-	-	-	-	(3,826,210)	(3,826,210)
Balance at March 31, 2025	470,698,580	116,288,920	512,340,645	35,771,100	51,460,899	1,186,560,144
Balance at March 31, 2024	470,698,580	116,288,920	464,328,906	35,771,100	56,859,853	1,143,947,359

Date: June 22, 2025

Asia Insurance PLC.
Notes to the Financial Statements

As on March 31,2025

		Amount in Taka 2025 (March)	Amount in Taka 2024(Dec)
2.00 Authorized Capital			
100,000,000 ordinary shares of Tk. 10/- each	Total	1,000,000,000	1,000,000,000
3.00 Issued, subscribed & paid-up capital	Total	470,698,580	470,698,580
4.00 Share Premium	Total	116,288,920	116,288,920
Reserve or Contingency Account (4+5+6)	Total	599,572,644	585,322,874
5.00 Reserve for exceptional losses		512,340,645	498,276,716
The above amount is arrived at as under :			
Opening balance		498,276,716	451,979,947
Add : Reserve made during the period		14,063,929	46,296,769
Reserve for exceptional losses is appropriated out of current year profit about 10% of premium earned during the year or average Premium income of preceeding 3 years.			
The above amount is eligible for tax relief under the 4th schedule of ITA-2023.			
Reserve for exceptional losses charges @8.0% on Gross Premium Income during the 1st Qtr.			
6.00 General reserve		35,771,100	35,771,100
Opening balance		35,771,100	34,771,100
Add :Reserve made during the Period		-	1,000,000
7.00 Profit & Loss Appropriation Account		51,460,899	51,275,058
8.00 Balance of Fund & Account	Total	219,124,963	225,219,551
Fire Insurance business		24,753,166	28,863,528
Marine Cargo Insurance business		156,793,868	158,828,461
Marine Hull Insurance business		8,534,174	7,514,425
Motor Insurance business		15,038,749	16,766,537
Miscellaneous Insurance business		14,005,006	13,246,601
9.00 Lease Liabilities	Total	13,087,804	13,588,314
Opening balance(Current Maturity)		6,594,120	3,802,449
Payment for Current Liability		(1,859,966)	(7,673,577)
Addition of New Lease Finance		921,673	3,871,128
Transfer from long term Maturity		-	6,594,120
Current Maturity		5,655,827	6,594,120
Long Term Maturity			
Opening balance(Non-Current Maturity)		6,994,194	3,623,572
Addition of New Lease Finance		437,783	9,964,742
Less. Transfer to long term Maturity		-	(6,594,120)
		7,431,977	6,994,194
10.00 Estimated liability in respect of outstanding claim whether due or intimated	Total	142,048,286	72,001,699
Fire		139,780,313	69,855,518
Marine Cargo		373,816	989,293
Marine Hull		-	-
Motor		1,794,157	1,056,888
Miscellaneous		100,000	100,000



Notes to the Financial Statements

As on March 31, 2025

		Amount in Taka 2025 (March)	Amount in Taka 2024(Dec)
11.00	Amount due to other persons or bodies carrying on insurance business	324,473,365	363,499,690
	Total		
	Opening balance Sadharan Bima Corporation	361,454,911	410,071,402
	Add, Payable to SBC (RI Ceded premium during the period-2025)	31,994,506	115,536,513
	Payment to SBC in the Previoua year	(10,001,220)	(46,857,289)
	Payment to SBC in the Period 2025	(1,413,740)	(11,489,699)
	Less.Claims recoverd Fire against SBC share	(61,854,564)	-
	Less.Claims recoverd Marine Hull from SBC	-	(105,806,016)
	Closing Balance (Payable to Sadharan Bima Corporation)	320,179,893	361,454,911
	Opening balance (Protection-Re)	1,497,207	1,441,078
	Paid during the previous year (Protection-Re)	(492,820)	(10,000,440)
	Paid 10% Tax Payable (Protection-Re)	(54,752)	(1,110,753)
	Add, Payable to Protection-Re (RI Ceded premium during the period-2024)	2,516,665	11,347,870
	10% Tax Payable	279,601	1,260,452
	Paid during the year (Protection-Re) current	-	(1,297,010)
	Paid 10% Tax Payable (Protection-Re)	-	(143,991)
	Closing Balance (Payable to Protection-Re)	3,745,900	1,497,207
	Tyser Re-Insurance		
	Opening balance	547,572	842,420
	Add, Payable to Tyser (RI Ceded premium during the period-2025)	-	3,412,533
	10% Tax Payable	-	376,352
	Paid during the year (Tyser Re-Insurance) Previous	-	(2,919,713)
	Paid 10% Tax Payable (Tyser Re-Insurance) Previous	-	(321,600)
	Paid during the year (Tyser Re-Insurance) Current	-	(758,185)
	Paid 10% Tax Payable (Tyser Re-Insurance) Current	-	(84,234)
		547,572	547,572
12.00	Deposit Premium	5,584,963	38,591,811
	Fire Insurance business	175,717	270,083
	Marine Cargo Insurance business	1,896,728	27,685,312
	Marine Hull Insurance business	57,124	202,439
	Motor Insurance business	25,255	507
	Miscellaneous Insurance business	10,012	1,013,300
	Excess Deposit	369,253	522,009
	Stamp duty	622,481	3,526,757
	VAT	2,428,393	5,371,405

This represents the amount of premium deposited with Company against cover notes for which no policies have been issued up to the end of the period. And will be adjusted after issuance of policies.



Notes to the Financial Statements

As on March 31,2025

		Amount in Taka 2025(March)	Amount in Taka 2024(Dec)
13.00 Provision for Taxation	Total	351,851,391	350,809,695
Provision for Taxation 2007-08	(Pending in High Court)	6,538,392	6,538,392
Provision for Taxation 2008-09	(Pending in High Court)	8,833,548	8,833,548
Provision for Taxation 2009-10	(Pending in High Court)	8,421,256	8,421,256
Provision for Taxation 2010-11	(Pending in High Court)	11,728,117	11,728,117
Provision for Taxation	Unadjusted Provision for Taxation	5,899,836	5,899,836
Provision for Taxation 2012-13	(Pending in High Court)	16,800,000	16,800,000
Provision for Taxation 2013-14	(Pending in High Court)	37,230,000	37,230,000
Provision for Taxation 2014-15	(Pending in High Court)	47,164,364	47,164,364
Provision for Taxation 2015-16	(Pending in High Court)	10,330,169	10,330,169
Provision for Taxation 2016-17	(Pending in High Court)	20,834,803	20,834,803
Provision for Taxation 2017-18	(Pending in High Court)	25,120,900	25,120,900
Provision for Taxation 2018-19	(Pending in High Court)	33,947,949	33,947,949
Provision for Taxation 2023-24	Settled	38,983,535	38,983,535
Provision for Taxation 2024-25	Return Submitted	37,002,279	37,002,278
Provision for Taxation 2025-26		39,130,533	41,974,548
Provision for Taxation 2025-26	1st Qtr.2025	3,885,710	-
13.01 Calculation of Current Tax Provision			
(Based on financial statement for the year ended December.2024)			
Net profit (Profit & Loss Account)		22,419,995	142,213,465
Less.Non-Business Income		19,850,591	85,495,292
Dividend Income		151,816	18,627,672
Interest Income		19,698,775	65,498,318
Revenue Gain		-	1,252,734
Non-Operating Income		-	116,568
Insurance Business Income		2,569,404	56,718,173
Add. Inadmissible Expenses		6,221,846	37,311,102
Depreciation Accounts Base		5,588,632	27,512,724
Lease Finance Cost***		633,214	830,222
Management Expenses (As per Section-47)		-	3,500,000
Excess Perquisite against Salary & Allowances(As per Section-55)		-	5,468,156
Taxable Income		8,791,251	94,029,275
Less. admissible Expenses/Provision		18,209,101	65,230,833
Reserve for Exceptional Loss		14,063,929	46,296,769
Lease Payment (Office Rent) as per IFRS-16		1,859,966	7,673,577
Performance Bonus		-	3,000,000
Depreciation (Tax Base) as per 3rd Schedule		2,285,206	8,260,487
N/P-Less Reserve		(9,417,849)	28,798,442
Taxable Business Income		19,698,775	65,498,318
Interest Income		-	116,568
Non-Operating Income		-	-
Total Taxable Income		10,280,926	94,413,328
Tax Rate		37.50%	37.50%
Provision for Taxation on Business Income		3,855,347	35,404,998
Tax on Profit on share @ 10%		-	-
Tax on Dividend Income @ 20%		30,363	3,725,534
Provision for Taxation		3,885,710	39,130,532
Provision for Deferred Tax		(59,500)	3,437,166
Total Provision for Taxation		3,826,210	42,567,698



Notes to the Financial Statements

As on March 31, 2025

14.00 Calculation of Provision for Deferred Tax

A. Provision for Deferred Tax on Property, Plant & Equipment

Carrying Value of Property, Plant & Equipment

Tax Base of Property, Plant & Equipment

Taxable Temporary Deference

Tax rate

Deferred Tax Liability on Property, Plant & Equipment

B. Provision for Deferred Tax on Provision for Gratuity

Carrying Value of Provision for Gratuity

Tax Base of Provision for Gratuity

Tax Rate

Deferred Tax on Provision for Gratuity

Deferred Tax Liability Balance

Closing Deferred Tax Liability

Opening Deferred Tax after adjustment

Opening Deferred Tax Liability

Adjustment of final assessment-2021

Adjustment of final assessment-2020

Deferred Tax Income

Deferred Tax (Income)/Expenses

Deferred Tax Income

Deferred Tax Expenses

Amount in Taka	Amount in Taka
2025(March)	2024(Dec)
3,348,084	3,407,585

140,943,976	145,085,324
130,515,751	132,713,130
10,428,225	12,372,194
37.50%	37.50%
3,910,584	4,639,573

1,500,000	3,285,302
-	-
37.50%	37.50%
562,500	1,231,988

3,348,084	3,407,585
------------------	------------------

3,348,084	3,407,585
3,407,585	(29,582)
-	4,794,010
-	(1,056,593)
-	(3,766,999)
(59,500)	3,437,167

-	-
(59,500)	3,437,167

** Deferred Tax has been calculated for the 1st Qtr ended March 31, 2025 in compliance to IAS - 12.

15.00 Dividend 2020-2023 (Un-claimed) :

Dividend (Un-claimed) :

Opening Balance Year -2020

Payment during the period-2023

Dividend (Un-claimed) payable Year - 2020

Opening Balance Year -2021

Payment during the period-2024

Dividend (Un-claimed) payable Year - 2021

Proposed Dividend -2022

Payment during the period-2024

Dividend (Un-claimed) payable Year-2022

Proposed Dividend -2023

Payment during the period-2023

Dividend (Un-claimed) payable Year-2023

2,087,099	2,166,027
------------------	------------------

393,753	393,753
-	-
393,753	393,753

650,428	688,258
-	(37,830)
650,428	650,428

449,544	452,211
-	(2,667)
449,544	449,544

672,302	51,776,844
(78,928)	(51,104,542)
593,374	672,302

Fund has been Transferred for disbursement of Dividend ,
But shareholders shall not been collected as on 31.03.2025



Notes to the Financial Statements

As on March 31,2025

		Amount in Taka 2025(March)	Amount in Taka 2024(Dec)
16.00 Sundry Creditors	Total	96,053,440	97,858,810
M/s.Syful Shamsul Alam & Company		300,000	300,000
M/s.Shahidul Islam & Company		40,000	40,000
Employees Contribution of Provident Fund		714,957	638,050
Employers Contribution of Provident Fund		714,957	638,050
Provident Fund Loan recovery (Principal Amount)		1	1
Provident Fund Loan (Interest realised)		(1)	(1)
Refund Warrant (IPO)		1,226,596	1,226,595
Refund Warrant (Right share)		216,640	216,640
Deposit against Car Lease		52	52
IPO Differed Income		446,416	446,416
Provision for Performance Bonus		6,789,260	9,428,815
Provision for Gratuity		10,169,689	8,669,689
Nexas Plant		-	3,182
Provision for Software Maint.Internet bill		108,817	108,817
Rupayan Trade Center Owners Assosiation		188,711	188,711
Liability for Salary & Allowance		4,314,868	6,704,597
Liability for Directors Fee		24,000	24,000
Liability for Agent Commission		5,336,992	6,828,446
VAT (Dec-2023)		4,350,615	4,619,679
VAT (Deduction at source)		407,477	497,325
TAX(Deduction at source)		1,032,204	1,212,974
Insurance Stamp Payable		59,671,190	56,066,772



Notes to the Financial Statements

As on March 31, 2025

		Amount in Taka	Amount in Taka
		2025 (March)	2024(Dec)
17.00 Property of Plant and Equipment	Total	140,943,976	145,086,307
A.Tangibile Assets:		127,481,463	131,000,247
Vehicles		11,406,177	12,006,503
Office Decoration		21,185,826	21,717,476
Telephone Inst. & PABX System		102,493	107,888
Furniture & Fixture		5,667,332	5,813,630
Computer, Printer, Fax and Copier		575,520	539,438
Cookeries		1,118	1,193
Office Equipment		3,215,967	3,299,216
Air Conditioner		3,217,717	3,300,223
Land & Building		82,109,312	84,214,680
A.Intangibile Assets:		13,462,513	14,086,060
Software		1,112,048	1,140,698
Right of Use(Office Rent)		12,350,466	12,945,363
18.00 Investment	Total	423,745,390	427,348,119
All investments of ALL are initially recognized at cost, being the fair value of the consideration given which include transaction cost and these are classified in to the following categories:			
• Held for Trading		-	-
• Held to Maturity		-	-
• Available for sale		423,745,390	427,348,119
18.01 Changes in fair value of the shares available for sale:			
Opening cost of Share		531,442,422	531,168,355
Purchases of Share		-	791,122
		531,442,422	531,959,477
Less.Sale of Share		-	(336,434)
Cost of Share		531,442,422	531,623,043
Fair value of the Investment in Share		423,745,390	427,348,119
Fair value reserve at 31st March,2025		107,697,032	104,274,924
Fair value reserve opening 1.January,2025		104,094,303	77,502,711
Provision for Fair value adjustment during the period 2025		(3,602,729)	(26,772,214)



Notes to the Financial Statements

As on March 31, 2025

		Amount in Taka 2025 (March)	Amount in Taka 2024(Dec)
19.00	Interest, Dividend, Rent Outstanding		
	Total	24,856,602	18,461,703
	Accrued Interest on FDR		
	Opening balance	15,974,772	21,819,692
	Accrued during the period	17,101,972	57,196,670
	Interest received during the period	(10,563,626)	(63,041,590)
		22,513,118	15,974,772
	Accrued Interest on Govt. Treasury Bond		
	Opening balance	2,486,931	1,606,065
	Accrued during the period	2,596,803	7,506,542
	Interest received during the period	(2,740,250)	(6,625,676)
		2,343,484	2,486,931
20.00	Amount due from other persons or bodies carrying on insurance business	495,074,378	457,823,274
	SBC	495,074,378	457,823,274
	Opening balance	457,823,274	548,935,040
	Add. Receivable against PSB Account during the period	2,078,991	11,245,133
	Add. Receivable against outstanding claims (SBC Share)	97,119,584	-
	Add. Receivable against outstanding claims (SBC Share)	-	8,008,460
	Add. Receivable against outstanding claims (Procetion-re)	-	-
	Less. Realised from SBC (Marine Hull. outstanding claim)	(61,854,564)	(105,806,016)
	Less. Realised from (Procetion re Share) outstanding claim	(92,908)	(4,559,343)
21.00	Sundry Debtors	37,836,651	81,493,753
	Opening balance	81,493,753	56,624,517
	Add. Deposit Clearing During the Period	23,345,370	71,739,198
	Less. Deposit clearing	(67,002,472)	(46,869,962)



Notes to the Financial Statements

As on March 31,2025

		Amount in Taka 2025 (March)	Amount in Taka 2024(Dec)
22.00 Advance, deposit and prepayments	Total	409,588,002	390,180,415
Advance Salaries		-	-
Advance Office Rent		-	-
Advance Lease Liability		1,039,361	1,073,738
Advance tax Car 22(b)		4,350,000	4,237,500
Advance tax FDR A/c 22(c)		52,868,078	50,797,712
Advance tax STD A/c 22(d)		1,121,020	1,121,020
Advance tax Dividend A/c 22(e)		20,520,763	20,490,400
Advance tax Deduction at source 22(f)		13,998,428	13,998,429
Advance Tax Govt Treasury Bond 22(g)		919,484	782,470
Advance Company tax payments-(2007-2008 to 2025-2026) 22(h)		314,673,111	294,914,698
Advance Procurement Provider (Calendar)		-	2,000,000
Advance Software		-	50,000
Advance Interest GTB		95,138	
Advance against share beat Shikder Insurance Ltd		-	680,000
Receivable from BLI Securities Ltd.		2,619	34,448
22(b) Advance tax Car	Total	4,350,000	4,237,500
Advance tax Car 2013		1,155,000	1,155,000
Advance tax Car 2016 (2017-2018)		300,000	300,000
Advance tax Car 2017 (2018-2019)		420,000	420,000
Advance tax Car 2022 (2023-2024)		900,000	900,000
Advance tax Car 2023 (2024-2025)		712,500	712,500
Advance tax Car 2024 (2025-2026)		862,500	750,000
22(c) Advance tax FDR A/c	Total	52,868,078	50,797,712
Advance tax FDR A/c		13,174,421	13,174,421
Advance tax FDR A/c 2016(2017-2018)		4,766,602	4,766,602
Advance tax FDR A/c 2017 (2018-2019)		3,926,808	3,926,808
Advance tax FDR A/c 2022 (2023-2024)		6,397,560	6,397,560
Advance tax FDR A/c 2023 (2024-2025)		10,103,435	10,103,435
Advance tax FDR A/c 2024 (2025-2026)		14,499,252	12,428,886
22(d) Advance Tax STD A/c	Total	1,121,020	1,121,020
Advance tax STD A/c 2016(2017-2018)		540,779	540,779
Advance tax STD A/c 2017(2018-2019)		121,272	121,272
Advance tax STD A/c 2022 (2023-2024)		168,849	168,849
Advance tax STD A/c 2023 (2024-2025)		139,287	139,287
Advance tax STD A/c 2024 (2025-2026)		150,833	150,833
22(e) Advance Tax Dividend A/c	Total	20,520,763	20,490,400
Advance tax Dividend A/c (2016-2017)		3,549,165	3,549,165
Advance tax Dividend A/c (2017-2018)		2,490,678	2,490,678
Advance tax Dividend A/c (2018-2019)		3,020,100	3,020,100
Advance tax Dividend A/c (2023-2024)		4,238,751	4,238,751
Advance tax Dividend A/c (2024-2025)		3,466,172	3,466,172
Advance tax Dividend A/c (2025-2026)		3,755,897	3,725,534
22(f) Advance Tax Deduction at source	Total	13,998,428	13,998,429
Advance tax Ded at source 2012 (2013-2014)		5,128,656	5,128,656
Advance tax Ded at source 2013 (2015-2016)		8,869,773	8,869,773



Notes to the Financial Statements

As on March 31, 2025

		Amount in Taka 2025 (March)	Amount in Taka 2024(Dec)
22(g)	Advance Tax Govt Treasury Bond		
	Advance tax paid -2020 (2021-2022)	45,087	45,087
	Advance tax paid -2021 (2022-2023)	130,174	130,174
	Advance tax paid -2022 (2023-2024)	130,174	130,174
	Advance tax paid -2023 (2024-2025)	125,525	125,525
	Advance tax paid -2024 (2025-2026)	488,524	351,511
	Total	919,484	782,470
22(h)	Advance Tax Payment		
	Advance tax paid - 2007-2008	5,447,700	5,447,700
	Advance tax paid - 2008-2009	4,925,053	4,925,053
	Advance tax paid - 2009-2010	8,170,317	8,170,317
	Advance tax paid - 2010-2011	13,275,415	13,275,415
	Advance tax paid - 2012-2013	26,290,484	26,290,484
	Advance tax paid - 2013-2014	42,165,891	42,165,891
	Advance tax paid - 2014-2015	38,113,199	38,113,199
	Advance tax paid - 2015-2016	10,111,200	10,111,200
	Advance tax paid - 2016-2017	21,694,765	21,694,765
	Advance tax paid - 2017-2018	25,037,002	25,037,002
	Advance tax paid - 2018-2019	24,683,672	24,683,672
	Advance tax paid - 2023-2024	44,258,413	29,500,000
	Advance tax paid - 2024-2025	33,500,000	33,500,000
	Advance tax paid - 2025-2026	17,000,000	12,000,000
	Total	314,673,111	294,914,698
23.00	Security Deposit		
	Against Office Rent	329,980	329,980
	Against Telephone	58,714	58,714
	Against Electricity	10,000	10,000
	Security Deposit(CDBL)	300,000	300,000
	Total	698,694	698,694
24.00	Stock of Printing , Stationery		
	Printing	1,259,134	970,845
	Stationery	2,054	1,831
	Total	1,261,188	972,676
25.00	Fixed Deposit with Banks		
	Opening balance	688,284,526	695,784,526
	Add. New FDR Account Open during the Period	695,784,526	777,395,676
	Less. Encashment during the Period	23,000,000	169,000,000
		(30,500,000)	(250,611,150)
	Total	688,284,526	695,784,526
26.00	Investment (Statutorily Deposit & others)		
26.01	Government Treasury Bond (Statutorily Deposit)		
	Investments with fixed maturity that the management has the intent and ability to hold maturity are classified as held to maturity and are initially measured at cost.		
	Ten Years Government Treasury Bond	105,000,000	105,000,000
	Opening Balance	105,000,000	105,000,000
	Total	105,000,000	105,000,000
27.00	Cash on Hand and with Banks		
	Current Account Deposit	1,440,181	2,728,150
	STD SND SB Account with Banks	17,954,751	12,616,212
	Cash on Hand	814,742	783,385
	Total	20,209,675	16,127,748



Notes to the Financial Statements

As on March 31, 2025

		Amount in Taka 2025 (March)	Amount in Taka 2024 (March)
28.00	Interest ,Dividend & Rents:		
	Total	19,850,591	9,951,878
	Interest on STD Account	-	-
	Dividend against Investment of Share	151,816	1,200
	Interest on Loan Account	-	-
	Interest on FDR Account	-	-
	Accrued Interest on FDR Account	17,101,972	9,242,423
	Interest on Govt Treasury Bond	253,319	425,509
	Accrued Interest on Govt Treasury Bond	2,343,484	282,746
29.00	Miscellaneous Income		
	Total	-	23,000
	Sale of old goods	-	23,000
	Misce, Receipt(Tander security money)	-	-
	Notice Pay	-	-
30.00	Agency Commission		
	Total	20,776,724	16,975,269
	Fire	7,243,624	7,602,966
	Marine Cargo	10,761,285	7,206,515
	Marine Hull	820,309	828,946
	Motor	789,664	699,099
	Miscellaneous	1,161,842	637,743

31.00 Allocation of Management Expenses.

Particulars	Gross Premium Income	%	Amount in Taka	
			2025 (March)	2024 (March)
Fire	52,182,478	29.68	13,517,975	20,260,788
Marine Cargo	87,791,697	49.94	22,742,613	14,779,887
Marine Hull	6,014,223	3.42	1,557,996	2,051,541
Motor	6,220,452	3.54	1,611,421	1,206,529
Miscellaneous	23,590,263	13.42	6,111,105	7,152,016
Total	175,799,113	100.00	45,541,110	45,450,761

Date: June 12, 2025



Asia Insurance PLC.
Notes to the Accounts

32 Premium less Re-insurance: Particulars	January to March, 2025					Total (Tk) March, 2024
	Fire	Marine Cargo	Marine Hull	Motor	Miscellaneous	
Premium earned:						
Own	43,597,556	80,406,790	5,694,208	5,691,150	8,893,964	153,489,595
PSB	8,584,922	7,384,907	320,015	529,302	14,696,299	38,764,430
	52,182,478	87,791,697	6,014,223	6,220,452	23,590,263	192,254,025
Less: Re-insurance Ceded						
Own	36,098,527	6,338,557	2,820,159	60,837	750,998	42,539,209
PSB	8,320,150	6,108,095	295,708	-	14,263,628	36,215,690
	44,418,677	12,446,652	3,115,867	60,837	15,014,627	78,754,899
Net premium earned	7,763,801	75,345,045	2,898,356	6,159,615	8,575,636	113,499,126

33 Commission on Re-insurance Ceded :

Particulars	January to March, 2025		Total (Tk) March, 2025	Total (Tk) March, 2024
	Own	PSB		
Fire	7,795,262	920,670	8,715,932	7,450,982
Marine cargo	1,739,761	1,221,619	2,961,380	4,023,610
Marine Hull	413,282	16,264	429,546	820,647
Motor	17,034	-	17,034	414,793
Miscellaneous	115,857	1,222,409	1,338,266	1,869,505
Taka.	10,081,196	3,380,962	13,462,157	14,579,536

34 Profit Commission:

Particulars	January to March, 2025		Total (Tk) March, 2025	Total (Tk) March, 2024
	Own	PSB		
Fire	-	-	-	-
Marine cargo	601,066	-	601,066	-
Marine Hull	-	-	-	292,483
Miscellaneous	134,414	-	134,414	295,054
Total:	735,480	-	735,480	587,537

Date: June 22, 2025



Asia Insurance PLC

Statement of Bank Wise Fixed Deposit For the 1st Qtr ended 31 March,2025

Note:35

Sl.No.	Name of Banks	Amount in Taka	
		2025(March)	2024(March)
	The balance is made up as follows :		
1	Agrani Bank PLC	5,500,000	9,000,000
2	AB Bank PLC	10,500,000	14,500,000
3	Al-Arafah Islami Bank PLC	22,500,000	27,500,000
4	Basic Bank PLC	2,500,000	4,000,000
5	Bay Leasing & Investment Limited	43,463,525	48,963,525
6	Bangladesh Commerce Bank PLC	500,000	500,000
7	Bangladesh Krishi Bank	1,000,000	1,000,000
8	Bank Asia PLC	22,200,000	17,200,000
9	Bengal Commercial Bank PLC	1,000,000	1,000,000
10	City bank PLC	-	3,000,000
11	Dhaka Bank PLC	4,000,000	8,000,000
12	Dutch Bangla Bank PIC	2,000,000	2,000,000
13	Eastern Bank PLC	1,000,000	2,000,000
14	Exim Bank PLC	25,300,000	30,300,000
15	First Security Bank PLC	500,000	500,000
16	Global Islami Bank PLC	1,500,000	1,500,000
17	IFIC Bank PLC	112,500,000	130,111,150
18	Islami Bank (Bangladesh) PLC	10,000,000	9,000,000
19	IDLC Finance PLC	1,000,000	1,000,000
20	Jamuna Bank PLC	2,500,000	7,000,000
21	Janata Bank PLC	1,000,000	1,000,000
22	LankaBangla Finance PLC	5,000,000	4,500,000
23	Midland Bank PLC	8,500,000	11,500,000
24	Mercantile Bank PLC	13,000,000	6,500,000
25	Meghna Bank PLC	500,000	500,000
26	Mutual Trust Bank PLC	34,000,000	4,000,000
27	National Bank PLC	8,500,000	8,500,000
28	NCC Bank PLC	3,000,000	7,000,000
29	NRB Commercial Bank PLC	15,000,000	22,500,000
31	NRB Bank PLC	3,500,000	3,500,000
32	One Bank PLC	6,000,000	7,000,000
33	Premier Bank PLC	21,500,000	19,500,000
34	Prime Bank PLC	2,000,000	2,000,000
35	Pubali Bank PLC	6,000,000	6,000,000
36	Rupali Bank PLC	5,500,000	11,500,000
37	Southeast Bank PLC	227,521,000	250,521,000
38	Standard Bank PLC	15,500,000	15,000,000
39	Social Islami Bank PLC	20,800,000	19,800,000
40	Shahjalal Islami Bank PLC	6,000,000	7,000,000
41	South Bangla Agricultural & Commerce Bank PL	10,000,000	12,500,000
42	Sonali Bank PLC	500,000	500,000
43	Trust Bank PLC	-	500,000
44	Uttara Bank PLC	500,000	-
45	United Commercial Bank PLC	3,000,000	4,500,000
46	Union Bank Limited	2,000,000	2,000,000
	Total:	688,284,525	745,895,675

Date: June 22, 2025



ASIA INSURANCE PLC.
Notes to the Financial Statements
For the Qtr ended March 31,2025

36. Regarding Related Party Transaction:

Name of the Related Party	Nature of Relationship & Transaction	Amount of Transaction	
		Premium -2025(March)	Claims-2025(March)
Southeast Bank Limited	Common Directorship	-	-
T.K.Group	Common Directorship	3,412,672	17,879,779
Bismillah Group	Common Directorship	804,537	
GPH Group	Common Directorship	1,208,104	483,850
Samuda Group	Common Directorship	206,278	77,700
Alam Store	Common Directorship	-	
BSM Syndicate	Common Directorship	2,745,241	
Metro Spining Ltd	Common Directorship	-	
Policy Research Institute	Common Directorship	-	
Megatrend Logistics Limited	Common Directorship	-	
La Muni Apparels Ltd	Common Directorship	-	

Name of the Related Party	Nature of Relationship & Transaction	Amount
		Office Rent & Electricity (Khatungonj Br.)
T.K Group Office Space of 56/59 Bitligonj,Khatungonj,Chattogram	Common Directorship	186,300

Date: June 22, 2025



Notes to the Financial Statements

As on March 31, 2025

Amount (Tk.) 2025(March)	Amount (Tk.) 2024(March)
-----------------------------	-----------------------------

37.00 CALCULATION OF EARNING PER SHARE.

(Based on financial statement for the period ended 31. March.

Net profit available for ordinary shareholders.	(Taka)	18,593,785	17,220,605
No. of shares outstanding during the year.		47,069,858	47,069,858
Face value of Share.	(Taka)	10.00	10.00
Earning per Share.	(Taka)	0.40	0.37

38.00 CALCULATION OF NET ASSETS VALUE PER SHARE.

(Based on financial statement for the period ended 31. March.

Total Assets.	(Taka)	2,347,499,081	2,610,135,828
Total Current Liabilities	(Taka)	941,378,184	1,298,287,922
Net Assets value.	(Taka)	1,406,120,897	1,311,847,906
No. of Shares.	(Taka)	47,069,858	47,069,858
Net Assets Value per Share.	(Taka)	29.87	27.87

39.00 NET CASH FLOWS PER SHARES:

(Based on financial statement for the period ended 31. March.

Net Cash flow from operating activities	(Taka)	18,371,145	1,823,885
No. of shares outstanding during the period.	(Taka)	47,069,858	47,069,858
Net Operating Cash flows per Share (NOCFS)	(Taka)	0.39	0.04

Note:

Net operating cashflows per share increase from 1st Qtr-2024 due to increase of interest income Tk.9,226,222/- & payment of cost & expenses decrease Tk.10,631,734/-, So. Cash flows from operating activities comes Tk.0.39 at 1st Qtr.2025 from Tk.0.04 of 1st Qtr. 2024.

Date: June 22, 2025



Notes to the Financial Statements

As on March 31,2025

40 Payments to the Directors/Officers:

The aggregate amount paid / provided to the Chief Executive Officer and Officers up to Manager Level, during the year having taxable income is given below:

Managing Director's (CEO) emolument
Salary-Officers
Company's Contribution to Provident fund
Bonus
House rent
Medical Allowance
Entertainment/Utility
House Up Keep
Conveyance & Other Allowance

2025(March)	
Amount in Taka	
Chief Executive	Officers up to
1,200,000	-
	6,561,073
-	402,132
400,000	1,645,917
540,000	3,280,547
240,000	1,630,688
120,000	713,284
180,000	1,640,278
-	181,720
2,680,000	16,055,639

Other relevant information's :

- 41 During the year under review no compensation was allowed by the Company to the Chief Executive and Officers of the Company except their regular remuneration.
- 42 No amount of money was spent by the Company for compensating any member of the Board for special service rendered.
- 43 No amount was due by the Directors (including Chief Executive Officer) and Officers of the Company or by associated undertaking and by any of them severally or jointly with any other person.
- 44 There was no contract for capital expenditure to be executed and not provided for.
- 45 **Credit Facility**
No credit facility availed by the company under any contract other than bank credit facility and trade credit which are in the ordinary course of the business.
- 46 **Worker's Profit Participation and Welfare Fund (WPPF):**

In connection as above issue, the sec 232 & sec 234 of the Bangladesh Labour Act 2006, Chapter XV does not clearly define the definition of "Workers". Besides, Bangladesh Insurance Association (BIA) deems it as, unjustified imposition on the Insurance Company like the Banks and financial institution too. In this connection BIA has taken the initiatives for not applicabaling the WPPF in insurance companies accounts, vide letter # Ref: BIA-03(58)2023 Dated: July 12.2023

It is mentionable here that the FID of Finance Ministry, the Peoples Republic of Bangladesh also agreed in principles with BIA and accordingly forwarded the BIA letter vide their ref:53.00.0000.441.99.006.19.174.Dated:29.06.2023 addressed to the Secretary, Labour and employment ministry which is self explanatory.

Date: June 22, 2025



ASIA INSURANCE PLC

Notes to the Accounts

For the period ended March 31, 2025

Annexure-A

Schedule of Fixed Assets(Property of Plant and Equipment)

Particulars	Rate of dep.	Cost			Depreciation					Total Depreciation	W.D.V. 31.03.2025 K=(D-J)	
		As at 01.01.25 A	Addition During the Period '25 B	Disposal C	Total as at 31.03.2025 D=(A+B-C)	Dep. As at 01.01.25 E	Depreciation on addition F	Depreciation on WDV-24 G	Depreciation charge H=(E+F+G)			Disposal I
A. Tangible Assets:												
Vehicles	20%	41,820,504	-	-	41,820,504	29,814,002	-	600,325	600,325	-	30,414,327	11,406,177
Office Decoration	10%	52,851,043	11,287	-	52,862,330	31,133,567	-	542,937	542,937	-	31,676,504	21,185,826
Telephone Inst. & PABX System	20%	1,394,390	-	-	1,394,390	1,286,502	-	5,394	5,394	-	1,291,897	102,493
Furniture & Fixture	10%	14,917,891	-	-	14,917,891	9,105,242	-	145,316	145,316	-	9,250,559	5,667,332
Computer, Printer, Fax and Copier	30%	8,869,270	76,540	-	8,945,810	8,329,832	-	40,458	40,458	-	8,370,290	575,520
Crockeries	25%	14,420	-	-	14,420	13,228	-	75	75	-	13,302	1,118
Office Equipment	10%	8,749,247	-	-	8,749,247	5,450,031	768	82,480	83,248	-	5,533,280	3,215,967
Air Conditioner	10%	12,072,127	-	-	12,072,127	8,771,904	-	82,506	82,506	-	8,854,410	3,217,717
Building*	10%	173,051,680	-	-	173,051,680	88,837,001	-	2,105,367	2,105,367	-	90,942,368	82,109,312
		313,740,572	87,827	-	313,828,399	182,741,311	768	3,604,858	3,605,626	-	186,346,936	127,481,463
B. Intangible Assets:												
Software	10%	2,081,150	-	-	2,081,150	940,452	133	28,517	28,650	-	969,102	1,112,048
Right of Use(Office Rent)		52,913,921	1,359,459	-	54,273,380	39,968,558	234,255	1,720,101	1,954,356	-	41,922,914	12,350,466
		54,995,071	1,359,459	-	56,354,530	40,909,010	234,388	1,748,618	1,983,006	-	42,892,017	13,462,513
Total		368,735,643	1,447,286	-	370,182,929	223,650,321	235,156	5,353,476	5,588,632	-	229,238,953	140,943,976

*Building consists of Office premises which is situated at Rupayan Trade Center(14th Floor), 114 Kazi Nazrul Islam Avenue, Bangla Motor, Dhaka.

Date: June 22, 2025



ASIA INSURANCE PLC
Notes to the Accounts

For the Period ended March 31, 2025

Annuxure-B

Schedule of Fixed Assets(Property of Plant and Equipment) (Tax Based)

Particulars	Rate of dep.	Cost less Depreciation			Disposal Assets	Total as at 31.03.2025	Tax based Rate of dep.	Depreciation	W.D.V 31.03.2025
		As at 01.01.2025 (WDV)	During the period year 2025	Addition					
Vehicles	20%	12,283,056	-	-	12,283,056	10%	307,076	11,975,980	
Office Decoration	10%	21,037,881	11,287	-	21,049,168	10%	526,229	20,522,939	
Telephone Inst. & PABX System	10%	136,546	-	-	136,546	10%	3,414	133,132	
Furniture & Fixture	10%	6,115,330	-	-	6,115,330	10%	152,883	5,962,447	
Computer, Printer, Fax and Copier	30%	625,255	76,540	-	701,795	20%	35,090	666,705	
Crockeries	25%	12,834	-	-	12,834	20%	642	12,192	
Office Equipment	10%	3,418,009	-	-	3,418,009	10%	85,450	3,332,559	
Air Conditioner	20%	3,688,233	-	-	3,688,233	10%	92,206	3,596,027	
Building*	5%	84,214,679	-	-	84,214,679	5%	1,052,683	83,161,996	
Software	10%	1,181,306	-	-	1,181,306	10%	29,533	1,151,774	
Total		132,713,130	87,827	-	132,800,957		2,285,206	130,515,751	

Calculation of Provision for Deferred Tax

Carrying Value of Fixed Asset

Tax Base

Taxable Temporary Deference

Tax rate

Deferred Tax Liability

140,943,976
130,515,751
10,428,225
37.50%
3,910,584

B.Provision for Deferred Tax on Provision for Gratuity

Carrying Value of Provision for Gratuity

Tax Base of Provision for Gratuity

Tax Rate

Deferred Tax on Provision for Gratuity

1,500,000
-
37.50%
562,500

Closing Deferred Tax Liability

Opening Deferred Tax Liability

3,348,084
3,407,585
(59,501)



Date: June 22, 2025

ASIA INSURANCE PLC

Annexure-C

Statement of Investment In Share For the 1st Qtr ended March 31, 2025

SL No.	Particulars	Amount in Taka	
		Cost Price as on 31.03.2025	Market Price as on 31.03.2025
1	Southeast Bank PLC.	418,786,499	372,000,000
2	Walton HI-Tec Industries	71,748,353	28,712,200
3	National Life Insurance PLC.	18,198,896	1,943,400
4	Orion Pharma Limited	10,624,784	11,100,000
5	Beximco Pharmaceuticals	6,409,798	3,900,000
6	BATBC	3,699,546	3,556,000
7	Sonali Life Insurance	140,801	523,000
8	ACME Pesticides Limited	177,988	225,000
9	Union Insurance Limited	246,673	273,000
10	BD Thai Food & Beverage	339,269	217,080
11	Meghna Insurance Co. Ltd.	208,564	-
12	Chartered Life Insurance	268,802	464,000
13	Islami Commercial Insurance	118,275	214,000
14	Trust Islami Life Insurance	65,760	271,589
15	Best Holdings PLC.	331,355	170,424
16	Sikder Insurance Company	77,060	175,697
	Total	531,442,422	423,745,390

Date: June 22, 2025

