

# ASIA INSURANCE PLC.

## Statement of Un-Audited Financial Position (Balance Sheet)

As at June 30, 2025

Shareholders Equity & Liabilities	Notes	June 30,2025	December,2024
		Amount (Taka)	Amount (Taka)
Authorised Share Capital	2	<u>1,000,000,000</u>	<u>1,000,000,000</u>
Issued, Subscribed and Paid up Capital	3	470,698,580	470,698,580
Share Premium	4	116,288,920	116,288,920
<b>Reserve or Contingency Account</b>		<b>556,117,279</b>	<b>582,478,859</b>
Reserve for Exceptional Losses	5	510,121,442	498,276,716
General Reserve	6	36,771,100	35,771,100
Profit or Loss Appropriation Account	7	9,224,737	48,431,043
<b>Total Shareholders Equity</b>		<b>1,143,104,779</b>	<b>1,169,466,359</b>
<b>Balance of Fund &amp; Account</b>	8	<b>185,362,894</b>	<b>225,219,551</b>
Fire insurance business		19,375,425	28,863,528
Marine insurance business		133,880,495	158,828,461
Marine hull insurance business		5,821,345	7,514,425
Motor insurance business		13,482,844	16,766,537
Miscellaneous insurance business		12,802,785	13,246,601
<b>Liabilities &amp; Provision</b>	9		
Lease Liabilities		<b>12,267,933</b>	<b>13,588,314</b>
Current Maturity		3,912,023	6,594,120
Long Term Maturity		8,355,910	6,994,194
Estimated liability in respect of outstanding claims whether due or intimated	10	131,432,224	72,001,699
Amount due to other persons or bodies carrying on insurance business	11	286,454,466	363,499,690
<b>Deposit Premium</b>	12	22,733,075	38,591,811
Provision for Taxation	13	317,717,633	350,809,695
Deferred Tax	14	1,895,362	3,407,585
Unclaimed Dividend	15	2,087,098	2,166,027
Proposed Dividend		47,069,858	-
Sundry Creditors	16	91,402,525	97,858,811
<b>Total Liabilities</b>		<b>1,098,423,067</b>	<b>1,167,143,182</b>
<b>Total Shareholder's equity and Liabilities</b>		<b>2,241,527,846</b>	<b>2,336,609,541</b>

  
Md. Rafiqul Islam  
Chief Financial Officer

  
Md. Atique Ullah Majumder  
Company Secretary

  
Md. Imam Shaheen  
Chief Executive Officer

  
Mahfuzur Rahman  
Director

  
Chairman

Date: July 26, 2025

# ASIA INSURANCE PLC.

## Statement of Un-Audited Financial Position (Balance Sheet)

As at June 30, 2025

Property & Assets:	Notes	June 30,2025	December,2024
		Amount (Taka)	Amount (Taka)
<b>Non-Current Assets</b>	17	<b>136,719,542</b>	<b>145,085,324</b>
Property of Plant and Equipment (At Cost Less Depreciation)		124,073,278	130,999,263
Intangible Assets		1,083,662	1,140,697
Right of Use (ROU) Assets		11,562,602	12,945,364
<b>Current Assets</b>		<b>1,338,691,554</b>	<b>1,374,611,943</b>
Investment in Shares	18	418,154,262	427,348,119
Interest, Dividends & Rent Outstanding	19	30,450,744	18,461,703
Amount due from others persons or Bodies Carrying on Insurance Business	20	502,515,689	457,823,274
Sundry Debtors	21	29,540,452	81,493,753
Advance, Deposit and Prepayments	22	356,288,398	387,813,724
Security Deposit	23	698,694	698,694
Stock of Printing and Stationery	24	1,043,315	972,676
<b>Cash &amp; Cash equivalents</b>			
Fixed Deposit Account	25	631,284,526	695,784,526
Government Treasury Bond	26	110,000,000	105,000,000
Cash on Hand and with Banks	27	24,832,223	16,127,748
<b>Total Properties and Assets</b>		<b><u>2,241,527,846</u></b>	<b><u>2,336,609,541</u></b>
Net Assets Value Per Share		<b>29.22</b>	<b>29.63</b>

  
**Md. Rafiqul Islam**  
 Chief Financial Officer

  
**Md. Atique Ullah Majumder**  
 Company Secretary

  
**Md. Imam Shaheen**  
 Chief Executive Officer

  
**Mahfuzur Rahman**  
 Director

  
 Chairman

Date: July 26, 2025

## ASIA INSURANCE PLC.

### Statement of Profit or Loss Account and Other Comprehensive Income (Un-Audited)

For the half year ended June 30, 2025

Particulars	Jan. to June 30, 2025	Jan. to June 30, 2024	April to June 30, 2025	April to June 30, 2024
	Amount (Taka)	Amount (Taka)	Amount (Taka)	Amount (Taka)
<b>Income</b>				
Net Premium (Note-32)	148,059,077	303,678,236	47,316,623	190,179,110
Re- Insurance Commission (Note-33-34)	28,026,524	25,872,241	13,828,887	10,360,538
Income from Interest on Investment & Others	39,760,248	27,936,472	19,909,657	17,286,003
Reserve for Unexpired Risk (Opening)	112,609,776	81,099,412	56,304,888	40,549,706
<b>Total Income</b>	<b>328,455,626</b>	<b>438,586,361</b>	<b>137,360,055</b>	<b>258,375,357</b>
<b>Expenditure</b>				
Claim Payment (Net)	60,436,458	58,510,535	20,050,274	34,479,852
Management Expenses (Note-31)	94,567,319	94,675,343	46,891,839	46,519,986
Agency Commission (Note-30)	35,116,152	43,697,214	14,339,428	23,204,028
Payment of Income Tax	17,110,212	12,084,043	17,110,212	12,084,043
Depreciation	11,182,279	13,770,260	5,593,647	6,889,850
Provision for Fair value of Share	8,960,261	38,432,813	5,357,532	26,848,361
Reserve for Unexpired Risk (Closing)	72,753,119	122,749,709	22,107,292	76,498,280
<b>Total Expenditure</b>	<b>300,125,800</b>	<b>383,919,917</b>	<b>131,450,224</b>	<b>226,524,400</b>
<b>Net Profit before Tax</b>	<b>28,329,826</b>	<b>54,666,444</b>	<b>5,909,831</b>	<b>31,850,957</b>
<b>Income Tax Expenses</b>	<b>4,379,249</b>	<b>13,438,274</b>	<b>553,039</b>	<b>7,843,391</b>
Current Tax	5,891,472	9,862,287	2,005,762	7,843,391
Deferred Tax	(1,512,223)	3,575,987	(1,452,723)	-
<b>Net Profit after Tax</b>	<b>23,950,578</b>	<b>41,228,170</b>	<b>5,356,794</b>	<b>24,007,566</b>
<b>Retained Earnings (Opening)</b>	<b>48,431,043</b>	<b>53,988,207</b>	<b>48,431,043</b>	<b>53,988,207</b>
<b>Appropriation</b>	<b>63,156,884</b>	<b>87,691,598</b>	<b>47,592,955</b>	<b>73,342,639</b>
Reserve for Exceptional Loss	11,844,726	30,633,796	(2,219,203)	18,284,837
Provision for General Reserve	1,000,000	2,000,000	1,000,000	1,000,000
Provision for Gratuity	3,242,300	3,280,958	1,742,300	2,280,958
Proposed Dividend	47,069,858	51,776,844	47,069,858	51,776,844
<b>Retained Earnings (Closing)</b>	<b>9,224,737</b>	<b>7,524,780</b>	<b>6,194,882</b>	<b>4,653,134</b>

Earning Per Share

0.51

0.88

0.11

0.51

  
**Md. Rafiqul Islam**  
Chief Financial Officer

  
**Md. Atique Ullah Majumder**  
Company Secretary

  
**Md. Imam Shaheen**  
Chief Executive Officer


  
**Mahfuzur Rahman**  
Director

  
Chairman

Date: July 26, 2025

**ASIA INSURANCE PLC.**  
**Cash Flows Statement (Un-audited) Direct Method**  
For the half year ended June 30, 2025

	Jan. to June, 2025 Amount (Taka.)	Jan. to June, 2024 Amount (Taka.)
		<i>Re-stated</i>
<b>A Cash flow from operating activities</b>	<b>31,282,744</b>	<b>97,050,386</b>
<b>Collection from Premium Income &amp; Other Income</b>	<b>224,506,951</b>	<b>303,414,038</b>
Premium Income	196,955,811	277,309,526
Interest & Other Income	27,551,140	26,104,512
<b>Less :</b>		
Payment for Cost and Expenses	<b>193,224,208</b>	<b>206,363,652</b>
Management Expenses	88,301,524	87,433,408
Agent Commission	33,282,726	39,383,690
Re-Insurance Payment	23,987,233	28,178,865
Claim Payment	47,652,725	51,367,689
<b>B. Cash flow from investing activities</b>	<b>35,154,834</b>	<b>(9,810,208)</b>
Advance Payments	(5,545,673)	(5,952,632)
Advance Realised	751,374	3,956,473
Advance Payments Income Tax	(19,758,413)	(36,266,375)
Sundry Debtors	-	-
Fixed Deposit	64,500,000	30,000,000
Purchases of Govt Treasury Bond	(5,000,000)	
Dividend Income	244,128	309,958
Purchases of Share	-	(791,122)
Sale of Share	253,966	336,434
Acquisition of Fixed Assets	(290,547)	(1,402,944)
<b>C. Cash flow from financial activities</b>	<b>(57,733,103)</b>	<b>(53,764,383)</b>
Dividend Paid	(78,928)	(40,496)
Payments of Sundry Creditors	(34,358,464)	(28,500,934)
Liability for Re-Insurance Payment	(45,950,410)	
Claims Recovery	1,888,553	-
Sundry Creditors Addition	8,018,963	8,974,620
Payment of outstanding Claim	(58,315,546)	(75,008,691)
Sundry Debtors Realised	71,062,730	40,811,118
<b>E. Opening cash and cash equivalents</b>	<b>16,127,747</b>	<b>21,796,537</b>
<b>F. Closing cash and cash equivalents</b>	<b>24,832,222</b>	<b>55,272,332</b>
<b>Net Operating Cash flows per Share (NOCFPS)</b>	<b>0.66</b>	<b>2.06</b>

  
**Md. Rafiqul Islam**  
Chief Financial Officer

  
**Md. Imam Shaheen**  
Chief Executive Officer

  
**Mahfuzur Rahman**  
Director

  
**Md. Atique Ullah Majumder**  
Company Secretary

Date: July 26, 2025

  
Chairman

**ASIA INSURANCE PLC.**

**Statement of Changes in Shareholders Equity**  
For the half year ended June 30, 2025


Un Audited

	Share Capital	Share Premium	Reserve for Exceptional Losses	General Reserve	Retained Earnings	Total
Balance at 1st January 2025	470,698,580	116,288,920	498,276,716	35,771,100	48,431,043	1,169,466,359
Net profit-during the half year	-	-	-	-	28,329,826	28,329,826
Reserve for Exceptional Losses	-	-	11,844,726	1,000,000	(12,844,726)	-
Provision for Gratuity	-	-	-	-	(3,242,300)	(3,242,300)
Provision for Taxation	-	-	-	-	(4,379,249)	(4,379,249)
Proposed Dividend	-	-	-	-	(47,069,858)	-
Balance at June 30, 2025	<b>470,698,580</b>	<b>116,288,920</b>	<b>510,121,442</b>	<b>36,771,100</b>	<b>9,224,737</b>	<b>1,143,104,779</b>
Balance at June 30, 2024	<b>470,698,580</b>	<b>116,288,920</b>	<b>482,613,744</b>	<b>36,771,100</b>	<b>7,524,780</b>	<b>1,113,897,124</b>

  
**Md. Rafiqul Islam**  
Chief Financial Officer

  
**Md. Imam Shaheen**  
Chief Executive Officer

  
**Mahfuzur Rahman**  
Director

  
**Md. Atique Ullah Majumder**  
Company Secretary

  
Chairman

Date: July 26, 2025

# ASIA INSURANCE PLC.

(Un-Audited)

## Consolidated Revenue Account

For the half year ended June 30, 2025

Particulars	Notes	June, 2025		June, 2024	
		Amount (Taka)	Amount (Taka)	Amount (Taka)	Amount (Taka)
<b>Claim under policies less re-insurance</b>		<b>60,436,458</b>	<b>58,510,535</b>		
Paid during the period		1,005,933	29,977,236		
Total estimated liability in respect of outstanding claim at the end of the period whether due or intimated.		131,432,224	237,736,280		
Less: Outstanding at the beginning of the year		72,001,699	209,202,981		
Agency Commission	30	35,116,152	43,697,214		
Expenses of Management	31	89,230,641	88,555,079		
Insurance Stamp Consumption		1,153,713	1,291,975		
Balance of fund account at the end of the period as shown in the balance sheet (Reserve for un-expired risk for the period)		72,753,119	122,749,709		
<b>Profit/(Loss) Transferred to Profit or Loss Account</b>		<b>30,005,296</b>	<b>95,845,378</b>		
Fire Revenue Account		(50,725,578)	(30,876,327)		
Marine Revenue Account		74,537,331	114,931,952		
Marine Hull Revenue Account		1,394,306	4,661,368		
Motor Revenue Account		4,083,810	8,087,586		
Miscellaneous Revenue Account		715,425	(959,202)		
<b>Total</b>		<b>288,695,377</b>	<b>410,649,889</b>	<b>Total</b>	<b>288,695,377</b>
					<b>410,649,889</b>


Date: July 26, 2025



**ASIA INSURANCE PLC.**  
**Cash Flows Statement (Indirect Method)**  
**For the year ended December 31,2024**

<b>A. Particulars</b>	<b>Un-audited</b>	<b>Audited</b>
	<b>Amount (Taka.)</b>	<b>Amount (Taka.)</b>
	<b>2025 (June)</b>	<b>2024 (December)</b>
Net Profit	<b>28,329,826</b>	<b>142,213,465</b>
Dividend Payment	-	(51,145,038)
Provision for Gratuity	(3,242,300)	(3,285,302)
Depreciation	11,182,279	27,512,724
Increase/(Decrease) Balance of Fund Account	(39,856,657)	63,020,728
Increase/(Decrease) of Deposit Premium	(15,858,736)	(93,935,037)
Increase/(Decrease) of Estimated liability of outstanding claims	59,430,527	(137,201,284)
Increase/(Decrease) of Lease Liabilities	(1,320,381)	6,162,293
Increase/(Decrease) of Amount due to other persons or Bodies carrying on insurance business	(77,045,224)	(48,855,210)
Increase/(Decrease) of Sundry Creditors	(6,456,286)	1,023,407
Increase/(Decrease) of Unclaimed Dividend	(78,929)	631,805
Increase/(Decrease) of Fixed Assets	(290,547)	(14,827,202)
Purchases of Share	-	(791,122)
Sale of Share	389,185	336,434
Provision for Fair Value of Share	(8,804,672)	26,772,214
Advance Income tax & Other Adjustment	(23,900,142)	(107,878,438)
(Increase)/Decrease of Interest, Dividends & Rent Outstanding	(11,989,041)	4,964,053
(Increase)/Decrease of Sundry Debtors	51,953,301	(24,869,236)
(Increase)/Decrease of Amount due from others persons or Bodies carrying on insurance business	(44,692,415)	91,111,765
(Increase)/Decrease of Advance Payment	31,525,326	56,793,691
(Increase)/Decrease Security Deposit	-	-
(Increase)/Decrease Govt Treasury Bond	(5,000,000)	(25,000,000)
(Increase)/Decrease Fixed Deposit	64,500,000	81,611,150
(Increase)/Decrease of Printing and Stationery in Hand	(70,639)	(34,648)
<b>B. Cash and cash equivalents :</b>	<b>8,704,475</b>	<b>(5,668,790)</b>
<b>C. Opening cash and cash equivalents-January,01</b>	16,127,747	21,796,537
<b>D. Closing cash and cash equivalents- December,31</b>	<b>24,832,222</b>	<b>16,127,748</b>

Date: July 26,2025



**Asia Insurance PLC.**  
**Notes to the Financial Statements**  
As on June 30,2025

		Amount in Taka 2025 (June)	Amount in Taka 2024(Dec)
<b>2.00 Authorized Capital</b>			
100,000,000 ordinary shares of Tk. 10/- each	Total	<b>1,000,000,000</b>	<b>1,000,000,000</b>
<b>3.00 Issued, subscribed &amp; paid-up capital</b>	Total	470,698,580	470,698,580
<b>4.00 Share Premium</b>	Total	<b>116,288,920</b>	<b>116,288,920</b>
<b>Reserve or Contingency Account (4+5+6)</b>	Total	<b>556,117,279</b>	<b>582,478,859</b>
<b>5.00 Reserve for exceptional losses</b>		<b>510,121,442</b>	<b>498,276,716</b>
The above amount is arrived at as under :			
Opening balance		498,276,716	451,979,947
Add : Reserve made during the period		11,844,726	46,296,769
Reserve for exceptional losses is appropriated out of current year profit about 10% of premium earned during the year or average Premium income of preceeding 3 years.			
The above amount is eligible for tax relief under the 4th schedule of ITA-2023.			
Reserve for exceptional losses charges @8.0% on Gross Premium Income during the 2nd Qtr.			
<b>6.00 General reserve</b>		<b>36,771,100</b>	<b>35,771,100</b>
Opening balance		35,771,100	34,771,100
Add :Reserve made during the Period		1,000,000	1,000,000
<b>7.00 Profit &amp; Loss Appropriation Account</b>		<b>9,224,737</b>	<b>48,431,043</b>
<b>8.00 Balance of Fund &amp; Account</b>	Total	<b>185,160,571</b>	<b>225,219,551</b>
Fire Insurance business		19,375,425	28,863,528
Marine Cargo Insurance business		133,880,495	158,828,461
Marine Hull Insurance business		5,821,345	7,514,425
Motor Insurance business		13,482,844	16,766,537
Miscellaneous Insurance business		12,600,462	13,246,601
<b>9.00 Lease Liabilities</b>	Total	<b>12,267,933</b>	<b>13,588,314</b>
Opening balance(Current Maturity)		6,594,120	3,802,449
Payment for Current Liability		(3,846,333)	(7,673,577)
Addition of New Lease Finance		1,164,236	3,871,128
Transfer from long term Maturity		-	6,594,120
Current Maturity		<b>3,912,023</b>	<b>6,594,120</b>
Long Term Maturity			
Opening balance(Non-Current Maturity)		6,994,194	3,623,572
Addition of New Lease Finance		1,361,716	9,964,742
Less:Transfer to long term Maturity		-	(6,594,120)
		<b>8,355,910</b>	<b>6,994,194</b>
<b>10.00 Estimated liability in respect of outstanding claim whether due or intimated</b>	Total	<b>131,432,224</b>	<b>72,001,699</b>
Fire		122,204,479	69,855,518
Marine Cargo		7,467,732	989,293
Marine Hull		-	-
Motor		1,660,013	1,056,888
Miscellaneous		100,000	100,000



## Notes to the Financial Statements

As on June 30,2025

**11.00 Amount due to other persons or bodies carrying on insurance business**

**Total**

	Amount in Taka 2025 (June)	Amount in Taka 2024(Dec)
<b>Total</b>	<b>286,454,466</b>	<b>363,499,690</b>
Opening balance Sadharan Bima Corporation	361,454,911	410,071,402
Add, Payable to SBC (RI Ceded premium during the period-2025)	53,768,049	115,536,513
Payment to SBC in the Previous year	(45,402,837)	(46,857,289)
Payment to SBC in the Period 2025	(23,987,233)	(11,489,699)
Less.Claims recoverd Fire against SBC share	(61,854,564)	-
Less.Claims recoverd Marine Cargo from SBC	(394,859)	(105,806,016)
<b>Closing Balance (Payable to Sadharan Bima Corporation)</b>	<b>283,583,467</b>	<b>361,454,911</b>
Opening balance (Protection-Re)	1,497,207	1,441,078
Paid during the previous year (Protection-Re)	(1,347,430)	(10,000,440)
Paid 10% Tax Payable (Protection-Re)	(149,778)	(1,110,753)
Paid during the previous year (Protection-Re)		
Add, Payable to Protection-Re (RI Ceded premium during the period-2025)	3,864,650	11,347,870
10% Tax Payable	164,967	1,260,452
Paid during the year (Protection-Re) current	(1,158,616)	(1,297,010)
Paid 10% Tax Payable (Protection-Re)	-	(143,991)
<b>Closing Balance (Payable to Protection-Re)</b>	<b>2,870,999</b>	<b>1,497,207</b>

**Tyser Re-Insurance**

**Opening balance**

Add, Payable to Tyser (RI Ceded premium during the period-2025)  
10% Tax Payable  
Paid during the year (Tyser Re-Insurance) Previous  
Paid 10% Tax Payable (Tyser Re-Insurance) Previous  
Paid during the year (Tyser Re-Insurance) Current  
Paid 10% Tax Payable (Tyser Re-Insurance) Current

	547,573	842,420
	-	3,412,533
	-	376,352
	(492,820)	(2,919,713)
	(54,752)	(321,600)
		(758,185)
		(84,234)
	-	<b>547,572</b>

**12.00 Deposit Premium**

**Total**

Fire Insurance business  
Marine Cargo Insurance business  
Marine Hull Insurance business  
Motor Insurance business  
Miscellaneous Insurance business  
Excess Deposit  
Stamp duty  
VAT

	<b>22,733,075</b>	<b>38,591,811</b>
	(4,820,893)	270,083
	19,201,744	27,685,312
	832,289	202,439
	2,814,598	507
	401,697	1,013,300
	400,753	522,009
	1,434,751	3,526,757
	2,468,135	5,371,405

This represents the amount of premium deposited with Company against cover notes for which no policies have been issued up to the end of the period. And will be adjusted after issuance of policies.



## Notes to the Financial Statements

As on June 30, 2025

### 13.00 Provision for Taxation

	Total
Provision for Taxation 2007-08	(Pending in High Court)
Provision for Taxation 2008-09	(Pending in High Court)
Provision for Taxation 2009-10	(Pending in High Court)
Provision for Taxation 2010-11	(Pending in High Court)
Provision for Taxation	Unadjusted Provision for Taxation
Provision for Taxation 2012-13	(Pending in High Court)
Provision for Taxation 2013-14	(Pending in High Court)
Provision for Taxation 2014-15	(Pending in High Court)
Provision for Taxation 2015-16	(Pending in High Court)
Provision for Taxation 2016-17	(Pending in High Court)
Provision for Taxation 2017-18	(Pending in High Court)
Provision for Taxation 2018-19	(Pending in High Court)
Provision for Taxation 2023-24	Settled
Provision for Taxation 2024-25	Return Submitted
Provision for Taxation 2025-26	
Provision for Taxation 2026-27	

Amount in Taka 2025 (June)	Amount in Taka 2024(Dec)
<b>317,717,633</b>	<b>350,809,695</b>
6,538,392	6,538,392
8,833,548	8,833,548
8,421,256	8,421,256
11,728,117	11,728,117
5,899,836	5,899,836
16,800,000	16,800,000
37,230,000	37,230,000
47,164,364	47,164,364
10,330,169	10,330,169
20,834,803	20,834,803
25,120,900	25,120,900
33,947,949	33,947,949
-	38,983,535
37,002,278	37,002,278
41,974,549	41,974,548
5,891,472	-

### 13.01 Calculation of Current Tax Provision

(Based on financial statement for half year ended June-2025)

#### Net profit (Profit & Loss Account)

#### Less. Non-Business Income

Dividend Income	244,128
Interest Income	39,436,567
Revenue Gain	45,403
Non-Operating Income	34,150

**28,329,826**

**142,213,465**

**39,760,248**

**85,495,292**

#### Insurance Business Income

#### Add. Inadmissible Expenses

Depreciation Accounts Base	7,273,566
Interest on Lease Finance	538,321
Management Expenses (As per Section-47)	-
Excess Perquisite against Salary & Allowances (As per Section-55)	-

**7,811,887**

**37,311,102**

244,128

18,627,672

39,436,567

65,498,318

45,403

1,252,734

34,150

116,568

**(11,430,421)**

**56,718,173**

#### Taxable Income

**7,811,887**

**37,311,102**

7,273,566

27,512,724

538,321

830,222

-

3,500,000

-

5,468,156

**(3,618,535)**

**94,029,275**

#### Less. admissible Expenses/Provision

Reserve for Exceptional Loss	11,844,726
Lease Payment (Office Rent) as per IFRS-16	3,846,333
Performance Bonus	-
Depreciation (Tax Base) as per 3rd Schedule	4,580,733

**20,271,792**

**65,230,833**

11,844,726

46,296,769

3,846,333

7,673,577

-

3,000,000

4,580,733

8,260,487

#### N/P-Less Reserve

Taxable Business Income	(23,890,326)
Interest Income	39,436,567
Non-Operating Income	34,150

**15,580,391**

**28,798,442**

39,436,567

65,498,318

34,150

116,568

#### Total Taxable Income

**37.50%**

**37.50%**

Tax Rate

#### Provision for Taxation on Business Income

Tax on Profit on share @ 10%	-
Tax on Dividend Income @ 20%	48,826

**5,842,647**

**35,404,998**

-

-

48,826

3,725,534

#### Provision for Taxation

Provision for Deferred Tax

**5,891,472**

**39,130,532**

(1,512,223)

3,437,166

#### Total Provision for Taxation

**4,379,249**

**42,567,698**



## Notes to the Financial Statements

As on June 30, 2025

### 14.00 Calculation of Provision for Deferred Tax

#### A. Provision for Deferred Tax on Property, Plant & Equipment

Carrying Value of Property, Plant & Equipment

Tax Base of Property, Plant & Equipment

Taxable Temporary Deference

Tax rate

#### Deferred Tax Liability on Property, Plant & Equipment

B. Provision for Deferred Tax on Provision for Gratuity

Carrying Value of Provision for Gratuity

Tax Base of Provision for Gratuity

Tax Rate

#### Deferred Tax on Provision for Gratuity

#### Deferred Tax Liability Balance

Closing Deferred Tax Liability

Opening Deferred Tax Liability

Deferred Tax Income

#### Deferred Tax (Income)/Expenses

Deferred Tax Income

Deferred Tax Expenses

Amount in Taka	Amount in Taka
2025 (June)	2024(Dec)
<b>1,895,362</b>	<b>3,407,585</b>
136,719,542	145,085,324
128,422,943	132,713,130
<b>8,296,599</b>	<b>12,372,194</b>
37.50%	37.50%
<b>3,111,225</b>	<b>4,639,573</b>
3,242,300	3,285,302
-	-
37.50%	37.50%
<b>1,215,863</b>	<b>1,231,988</b>
<b>1,895,362</b>	<b>3,407,585</b>
<b>1,895,362</b>	<b>3,407,585</b>
3,407,585	4,794,011
<b>(1,512,223)</b>	<b>(1,386,426)</b>
<b>Deferred Tax (Income)/Expenses</b>	
Deferred Tax Income	
(1,512,223)	(1,386,426)
-	-

\*\* Deferred Tax has been calculated for the 2nd Qtr ended June 30, 2025 in compliance to IAS - 12.

### 15.00 Dividend 2020-2023 (Un-claimed) :

#### Dividend (Un-claimed) :

Opening Balance Year -2020

Payment during the period-2023

#### Dividend (Un-claimed) payable Year - 2020

Opening Balance Year -2021

Payment during the period-2024

#### Dividend (Un-claimed) payable Year - 2021

Proposed Dividend -2022

Payment during the period-2024

#### Dividend (Un-claimed) payable Year-2022

Proposed Dividend -2023

Payment during the period-2023

#### Dividend (Un-claimed) payable Year-2023

<b>2,087,099</b>	<b>2,166,027</b>
393,753	393,753
-	-
<b>393,753</b>	<b>393,753</b>
650,428	688,258
-	(37,830)
650,428	<b>650,428</b>
449,544	452,211
-	(2,667)
<b>449,544</b>	<b>449,544</b>
672,302	51,776,844
(78,928)	(51,104,542)
<b>593,374</b>	<b>672,302</b>

Fund has been Transferred for disbursement of Dividend ,  
But shareholders shall not been collected as on 30.06.2025



## Notes to the Financial Statements

As on June 30,2025

		Amount in Taka 2025 (June)	Amount in Taka 2024(Dec)
<b>16.00 Sundry Creditors</b>	<b>Total</b>	<b>91,402,525</b>	<b>97,858,810</b>
M/s.Syful Shamsul Alam & Company		300,000	300,000
M/s.Shahidul Islam & Company		40,000	40,000
Employees Contribution of Provident Fund		715,815	638,050
Employers Contribution of Provident Fund		715,815	638,050
Provident Fund Loan recovery (Principal Amount)		-	1
Provident Fund Loan (Interest)		(2,891)	(1)
Refund Warrant (IPO)		1,226,595	1,226,595
Refund Warrant (Right share)		216,640	216,640
Deposit against Car Lease		208,616	52
IPO Differed Income		446,416	446,416
Provision for Performance Bonus		7,789,260	9,428,815
Provision for Gratuity		10,071,479	8,669,689
Nexas Plant		-	3,182
Provision for Software Maint.Internet bill		108,817	108,817
Rupayan Trade Center Owners Assosiation		188,711	188,711
Liability for Salary & Allowance		3,647,507	6,704,597
Liability for Directors Fee		-	24,000
Liability for Agent Commission		2,824,592	6,828,446
VAT (Dec-2023)		2,917,430	4,619,679
VAT (Deduction at source)		316,817	497,325
TAX(Deduction at source)		711,115	1,212,974
Insurance Stamp Payable		58,959,791	56,066,772



## Notes to the Financial Statements

As on June 30,2025

### 17.00 Property of Plant and Equipment

Total

	Amount in Taka 2025 (June)	Amount in Taka 2024(Dec)
	<b>136,719,542</b>	<b>145,086,307</b>
	<b>124,073,278</b>	<b>131,000,247</b>
<b>A.Tangibale Assets:</b>		
Vehicles	10,805,852	12,006,503
Office Decoration	20,631,602	21,717,476
Telephone Inst. & PABX System	97,099	107,888
Furniture & Fixture	5,552,698	5,813,630
Computer, Printer, Fax and Copier	476,102	539,438
Cookeries	1,043	1,193
Office Equipment	3,211,786	3,299,216
Air Conditioner	3,293,151	3,300,223
Land & Building	80,003,945	84,214,680
	<b>12,646,265</b>	<b>14,086,060</b>
<b>A.Intangibale Assets:</b>		
Software	1,083,663	1,140,698
Right of Use(Office Rent)	11,562,602	12,945,363

### 18.00 Investment

Total

All investments of AIL are initially recognized at cost, being the fair value of the consideration given which include transaction cost and these are classified in to the following categories:

- Held for Trading
- Held to Maturity
- Available for sale

	Amount in Taka 2025 (June)	Amount in Taka 2024(Dec)
	<b>418,154,262</b>	<b>427,348,119</b>
	-	-
	-	-
	<b>418,154,262</b>	<b>427,348,119</b>

### 18.01 Changes in fair value of the shares available for sale:

Opening cost of Share

Purchases of Share

Less.Sale of Share

Cost of Share

Fair value of the Investment in Share

Fair value reserve at 31st March,2025

Fair value reserve opening 1.January,2025

Less.Adjustment of Provision on Sale of Share

Provision for Fair value adjustment during the period 2025


	Amount in Taka 2025 (June)	Amount in Taka 2024(Dec)
	<b>531,442,422</b>	<b>531,168,355</b>
	-	<b>791,122</b>
	<b>531,442,422</b>	<b>531,959,477</b>
	<b>(208,564)</b>	<b>(517,056)</b>
	<b>531,233,858</b>	<b>531,442,422</b>
	418,154,262	<b>427,348,119</b>
	<b>113,079,596</b>	<b>104,094,303</b>
	104,094,302	<b>77,502,711</b>
	(25,033)	
	<b>(8,960,261)</b>	<b>(26,591,593)</b>



# Notes to the Financial Statements

As on June 30, 2025

		Amount in Taka 2025 (June)	Amount in Taka 2024(Dec)
<b>19.00</b>	<b>Interest, Dividend, Rent Outstanding</b>		
	<b>Accrued Interest on FDR</b>	<b>30,450,744</b>	<b>18,461,703</b>
	Opening balance	15,974,772	21,819,692
	Accrued during the period	34,234,994	57,196,670
	Interest received during the period	(22,311,596)	(63,041,590)
		<b>27,898,170</b>	<b>15,974,772</b>
	<b>Accrued Interest on Govt. Treasury Bond</b>		
	Opening balance	2,486,931	1,606,065
	Accrued during the period	5,114,133	7,506,542
	Interest received during the period	(5,048,490)	(6,625,676)
		<b>2,552,574</b>	<b>2,486,931</b>
	<b>Total</b>	<b>30,450,744</b>	<b>18,461,703</b>
<b>20.00</b>	<b>Amount due from other persons or bodies carrying on insurance business</b>		
	<b>SBC</b>	<b>502,515,689</b>	<b>457,823,274</b>
	Opening balance	502,515,689	457,823,274
	Add. Receivable against PSB Account during the period	457,823,274	548,935,040
	Add. Receivable against outstanding Fire claims (SBC Share)	5,316,874	11,245,133
	Add. Receivable against outstanding Marine claims (SBC Share)	98,179,199	-
	Less. Realised from SBC (Marine Hull. outstanding claim)	3,538,673	8,008,460
	Less. Realised from (Procetion re Share) outstanding claim	(62,249,423)	(105,806,016)
		(92,908)	(4,559,343)
	<b>Total</b>	<b>502,515,689</b>	<b>457,823,274</b>
<b>21.00</b>	<b>Sundry Debtors</b>		
	Opening balance	29,540,452	81,493,753
	Add. Deposit Clearing During the Period	81,493,753	56,624,517
	Less. Deposit clearing	19,109,429	71,739,198
		(71,062,730)	(46,869,962)
	<b>Total</b>	<b>29,540,452</b>	<b>81,493,753</b>



## Notes to the Financial Statements

As on June 30,2025

		Amount in Taka 2025 (June).	Amount in Taka 2024(Dec)
<b>22.00 Advance, deposit and prepayments</b>	<b>Total</b>	<b>356,288,398</b>	<b>390,180,415</b>
Advance Salaries		15,709	-
Advance Office Rent		-	-
Advance Lease Liability		1,024,814	1,073,738
Advance tax Car 22(b)		3,525,000	4,237,500
Advance tax FDR A/c 22(c)		48,786,416	50,797,712
Advance tax STD A/c 22(d)		967,880	1,121,020
Advance tax Dividend A/c 22(e)		16,300,475	20,490,400
Advance tax Deduction at source 22(f)		13,998,428	13,998,429
Advance Tax Govt Treasury Bond 22(g)		904,722	782,470
Advance Company tax payments-(2007-2008 to 2025-2026) 22(h)		270,414,698	294,914,698
Advance Procurement Provider (Calendar)		-	2,000,000
Advance Software		-	50,000
Advance Interest GTB		95,138	-
Advance against share beat Shikder Insurance Ltd		-	680,000
Receivable from BLI Securities Ltd.		255,120	34,448
<b>22(b) Advance tax Car</b>	<b>Total</b>	<b>3,525,000</b>	<b>4,237,500</b>
Advance tax Car 2013		1,155,000	1,155,000
Advance tax Car 2016 (2017-2018)		300,000	300,000
Advance tax Car 2017 (2018-2019)		420,000	420,000
Advance tax Car 2022 (2023-2024)		-	900,000
Advance tax Car 2023 (2024-2025)		712,500	712,500
Advance tax Car 2024 (2025-2026)		937,500	750,000
<b>22(c) Advance tax FDR A/c</b>	<b>Total</b>	<b>48,786,416</b>	<b>50,797,712</b>
Advance tax FDR A/c		13,174,421	13,174,421
Advance tax FDR A/c 2016(2017-2018)		4,766,602	4,766,602
Advance tax FDR A/c 2017 (2018-2019)		3,926,808	3,926,808
Advance tax FDR A/c 2022 (2023-2024)		-	6,397,560
Advance tax FDR A/c 2023 (2024-2025)		10,103,435	10,103,435
Advance tax FDR A/c 2024 (2025-2026)		16,815,150	12,428,886
<b>22(d) Advance Tax STD A/c</b>	<b>Total</b>	<b>967,880</b>	<b>1,121,020</b>
Advance tax STD A/c 2016(2017-2018)		540,779	540,779
Advance tax STD A/c 2017(2018-2019)		121,272	121,272
Advance tax STD A/c 2022 (2023-2024)		-	168,849
Advance tax STD A/c 2023 (2024-2025)		139,287	139,287
Advance tax STD A/c 2024 (2025-2026)		166,542	150,833
<b>22(e) Advance Tax Dividend A/c</b>	<b>Total</b>	<b>16,300,475</b>	<b>20,490,400</b>
Advance tax Dividend A/c (2016-2017)		3,549,165	3,549,165
Advance tax Dividend A/c (2017-2018)		2,490,678	2,490,678
Advance tax Dividend A/c (2018-2019)		3,020,100	3,020,100
Advance tax Dividend A/c (2023-2024)		-	4,238,751
Advance tax Dividend A/c (2024-2025)		3,466,172	3,466,172
Advance tax Dividend A/c (2025-2026)		3,774,360	3,725,534
<b>22(f) Advance Tax Deduction at source</b>	<b>Total</b>	<b>13,998,428</b>	<b>13,998,429</b>
Advance tax Ded at source 2012 (2013-2014)		5,128,656	5,128,656
Advance tax Ded at source 2013 (2015-2016)		8,869,773	8,869,773



## Notes to the Financial Statements

As on June 30, 2025

		Amount in Taka 2025 (June)	Amount in Taka 2024(Dec)
<b>22(g)</b>	<b>Advance Tax Govt Treasury Bond</b>		
	Advance tax paid -2020 (2021-2022)	904,722	782,470
	Advance tax paid -2021 (2022-2023)	45,087	45,087
	Advance tax paid -2022 (2023-2024)	130,174	130,174
	Advance tax paid -2023 (2024-2025)	-	130,174
	Advance tax paid -2024 (2025-2026)	125,525	125,525
	<b>Total</b>	<b>603,936</b>	<b>351,511</b>
<b>22(h)</b>	<b>Advance Tax Payment</b>		
	Advance tax paid - 2007-2008	270,414,698	294,914,698
	Advance tax paid - 2008-2009	5,447,700	5,447,700
	Advance tax paid - 2009-2010	4,925,053	4,925,053
	Advance tax paid - 2010-2011	8,170,317	8,170,317
	Advance tax paid - 2011-2012	13,275,415	13,275,415
	Advance tax paid - 2012-2013	26,290,484	26,290,484
	Advance tax paid - 2013-2014	42,165,891	42,165,891
	Advance tax paid - 2014-2015	38,113,199	38,113,199
	Advance tax paid - 2015-2016	10,111,200	10,111,200
	Advance tax paid - 2016-2017	21,694,765	21,694,765
	Advance tax paid - 2017-2018	25,037,002	25,037,002
	Advance tax paid - 2018-2019	24,683,672	24,683,672
	Advance tax paid - 2020-2021	-	29,500,000
	Advance tax paid - 2022-2023	33,500,000	33,500,000
	Advance tax paid - 2024-2025	17,000,000	12,000,000
	Advance tax paid - 2025-2026	-	-
	<b>Total</b>	<b>698,694</b>	<b>698,694</b>
<b>23.00</b>	<b>Security Deposit</b>		
	Against Office Rent	329,980	329,980
	Against Telephone	58,714	58,714
	Against Electricity	10,000	10,000
	Security Deposit(CDBL)	300,000	300,000
	<b>Total</b>	<b>698,694</b>	<b>698,694</b>
<b>24.00</b>	<b>Stock of Printing , Stationery</b>		
	Printing	1,043,315	972,676
	Stationery	1,041,264	970,845
	<b>Total</b>	<b>2,051</b>	<b>1,831</b>
<b>25.00</b>	<b>Fixed Deposit with Banks</b>		
	Opening balance	631,284,526	695,784,526
	Add. New FDR Account Open during the Period	695,784,526	777,395,676
	Less. Encashment during the Period	42,000,000	169,000,000
	<b>Total</b>	<b>(106,500,000)</b>	<b>(250,611,150)</b>
<b>26.00</b>	<b>Investment (Statutorily Deposit &amp; others)</b>		
<b>26.01</b>	<b>Government Treasury Bond (Statutorily Deposit)</b>		
	Investments with fixed maturity that the management has the intent and ability to hold maturity are classified as held to maturity and are initially measured at cost.		
	<b>Ten Years Government Treasury Bond</b>		
	<b>Total</b>	<b>110,000,000</b>	<b>105,000,000</b>
	Opening Balance	110,000,000	-
	Purchases during the period	5,000,000	-
	<b>Total</b>	<b>110,000,000</b>	<b>105,000,000</b>
<b>27.00</b>	<b>Cash on Hand and with Banks</b>		
	Current Account Deposit	24,832,223	16,127,748
	STD SND SB Account with Banks	444,357	2,728,150
	Cash on Hand	23,266,272	12,616,212
	<b>Total</b>	<b>1,121,594</b>	<b>783,385</b>



## Notes to the Financial Statements

For the half year ended June 30, 2025

### 28.00 Interest, Dividend & Rents:

Interest on STD Account  
Interest on FDR Account  
Accrued Interest on FDR Account  
Interest on Govt Treasury Bond  
Accrued Interest on Govt Treasury Bond

Dividend against Investment of Share

Total

	Amount in Taka 2025 (June)	Amount in Taka 2024 (June)
<b>Total</b>	<b>39,436,567</b>	<b>27,600,415</b>
	87,440	249,427
	6,336,824	832,272
	27,898,170	22,910,208
	2,561,559	1,508,621
	2,552,574	2,099,887
	244,128	309,958

### 29.00 Miscellaneous Income

Sale of old goods  
Miscellaneous Receipt (Tender security money)  
Notice Pay

Total

<b>Total</b>	<b>34,150</b>	<b>26,100</b>
	10,000	26,100
	24,150	-
	-	-

### 30.00 Agency Commission

Fire  
Marine Cargo  
Marine Hull  
Motor  
Miscellaneous

Total

<b>Total</b>	<b>35,116,152</b>	<b>43,697,214</b>
	11,254,967	14,979,587
	18,424,561	22,202,844
	1,294,863	1,224,475
	2,503,041	2,236,676
	1,638,720	3,053,632

### 31.00 Allocation of Management Expenses.

Particulars	Gross Premium Income	%	Amount in Taka	
			2025 (June)	2024 (June)
Fire	92,074,702	32.10	28,640,509	26,164,336
Marine Cargo	134,216,196	46.79	41,748,928	47,524,942
Marine Hull	8,058,618	2.81	2,506,692	2,349,774
Motor	13,780,414	4.80	4,286,498	3,285,371
Miscellaneous	38,732,455	13.50	12,048,013	9,230,656
<b>Total</b>	<b>286,862,386</b>	<b>100.00</b>	<b>89,230,641</b>	<b>88,555,079</b>

Date: July 26, 2025



# Asia Insurance PLC.

## Schedule of Management Expenses

For the half year ended June 30, 2025

Note:31.A

Particulars	Amount(Taka)	Amount(Taka)
	June, 2025	June, 2024
Bank Charge	145,785	130,785
Business Expenses (PSB)	24,444	24,444
Board Meeting Exp		-
Conveyance	734,566	767,110
Conveyance Allowance	649,577	502,307
Car Allowance	1,725,000	1,894,074
Charge Allowance	386,000	391,500
Crocaries	-	1,806
CSR Expenses	-	190,000
Electric & Office Equipment Maintenance	535,048	492,695
Entertainment	394,217	327,355
Expenses of Management(PSB)	4,826,745	4,400,709
Excise Duty	662,650	806,013
Fuel & Lubricant	225,912	228,145
Festival Bonus	8,421,835	8,232,530
Family Get Together-2024	-	311,610
Generator Fuel	16,200	16,200
Gas, Water & Electricity	1,267,922	1,300,715
Garage Rent	66,000	64,000
Holding Tax DNCC		1,055,700
Insurance Premium	140,493	168,359
Group Insurance	976,965	1,094,383
Internet & Software Maintenance Expenses	833,490	831,785
Leave encashment	383,790	-
Miscellaneous Exp.	34,100	109,058
Service charge Office	888,993	802,960
Office Maintenance	394,377	415,287
Provident Fund (Employer's Contribution)	1,573,299	1,687,877
Procurement Provider Printing (consumption)	1,478,093	3,289,325
Stationery (consumption)	474,941	485,760
Postage, Stamp & Currier	165,088	159,592
Revenue stamp	173,430	186,050
Paper & Periodicals	42,936	40,242
Photocopy	35,137	29,465
Pre-Inspection Fee	20,382	24,534
Repair & Maintenance	2,500	142,322
Repair & Maintenance Car	555,636	715,185
Telephone Bill	67,246	45,373
Mobile bill	264,295	277,168
TA/DA Allowance - Officials	68,626	38,710
Training Fee	31,050	3,450
Service Charge (Co-Ins.)	243,814	167,608
Salary & Allowances Marketing	20,252,078	20,427,417
Salary & Allowances Desk	35,811,985	34,951,682
Salary & Allowances Driver	1,494,000	1,746,724
Staff Tea & refreshment	297,319	336,161
Wages	685,744	757,450
Bima Mela exp	-	2,500
Vat payment Audit-2021-2022	1,187,915	1,041,164
Vat payment Audit-2023	505,602	222,794
Gift	64,400	-
Commission on Share Trading	1,016	4,201
<b>Total</b>	<b>89,230,641</b>	<b>91,342,283</b>

Date:26.07.2025



**Asia Insurance PLC.**  
**Schedule of Management Expenses**

For the half year ended June 30, 2025

**Note:31.B**

(Not Applicable to any particular fund or Account)

Particulars	Amount(Tk.)	
	June, 2025	June, 2024
Advertisement & Publicity & promotional Exp	228,950	244,030
Audit Fee	-	350,750
AGM & Conference Expenses	100,985	-
Credit Ratings Fee	215,000	
Directors Fees	411,600	259,200
Donation & Subscription	575,699	785,698
Fees & Charges	220,850	139,550
IIMS(IDRA) Expenses	186,301	165,970
Legal & Professional Fees	-	46,000
Lease Finance Cost	1,183,265	1,136,851
Levy on Premium Income	-	100,000
Renewal & Registration Fee	60,315	100,240
<b>Total:</b>	<b>3,182,965</b>	<b>3,328,289</b>



**Asia Insurance PLC.**  
Notes to the Accounts

Premium less Re-Insurance: Particulars	January to June, 2025						Total (Tk)	
	Fire	Marine Cargo	Marine Hull	Motor	Miscellaneous	June, 2025	June, 2024	
							June, 2024	Total (Tk)
<b>Premium earned:</b>								
Own	70,065,856	119,913,806	7,918,988	12,795,441	11,811,697	222,505,788	382,961,042	
PSB	22,008,846	14,302,390	139,630	984,973	26,920,758	64,356,598	58,677,323	
	<b>92,074,702</b>	<b>134,216,196</b>	<b>8,058,618</b>	<b>13,780,414</b>	<b>38,732,455</b>	<b>286,862,386</b>	<b>441,638,365</b>	
<b>Less: Re-insurance Ceded</b>								
Own	58,283,030	13,405,540	5,887,226	930,437	998,879	79,505,112	84,073,832	
PSB	21,432,519	11,878,127	107,260	101,038	25,779,253	59,298,196	53,886,296	
	<b>79,715,548</b>	<b>25,283,667</b>	<b>5,994,486</b>	<b>1,031,475</b>	<b>26,778,132</b>	<b>138,803,308</b>	<b>137,960,128</b>	
<b>Net premium earned</b>	<b>12,359,154</b>	<b>108,932,529</b>	<b>2,064,133</b>	<b>12,748,939</b>	<b>11,954,323</b>	<b>148,059,077</b>	<b>303,678,236</b>	

32

**33 Commission on Re-insurance Ceded :**

Particulars	January to June, 2025		Total (Tk)	
	Own	PSB	June, 2025	June, 2024
Fire	12,751,052	2,439,460	15,190,512	16,298,866
Marine cargo	3,654,295	2,270,716	5,925,010	4,954,134
Marine Hull	880,951	5,899	886,850	1,014,946
Motor	347,663	-	347,663	247,259
Misc. & Engineering	184,869	1,911,588	2,096,457	2,750,009
<b>Total:</b>	<b>17,818,830</b>	<b>6,627,663</b>	<b>24,446,493</b>	<b>25,265,214</b>

33

**34 Profit Commission:**

Particulars	January to June, 2025		Total (Tk)	
	Own	PSB	June, 2025	June, 2024
Fire	-	-	-	-
Marine cargo	2,844,551	-	2,844,551	-
Marine Hull	601,066	-	601,066	447,392
Misc. & Engineering	134,414	-	134,414	159,635
<b>Total:</b>	<b>3,580,031</b>	<b>-</b>	<b>3,580,031</b>	<b>607,027</b>

34

Date: July 26, 2025



**Asia Insurance PLC**  
**Statement of Bank Wise Fixed Deposit**  
**For the half year ended June 30,2025**

Note-35

Sl. No.	Name of Bank	2025(June)	2024(Dec)
1	AB Bank PLC.	11,500,000	10,500,000
2	Agrani Bank PLC.	5,500,000	5,500,000
3	Al-Arafah Islami Bank PLC.	21,500,000	23,500,000
4	BASIC Bank PLC.	2,500,000	2,500,000
5	Bangladesh Commerce Bank PLC.	-	500,000
6	Bangladesh Krishi Bank PLC.	1,000,000	1,000,000
7	Bank Asia PLC.	22,200,000	22,200,000
8	Bay Leasing & Investment PLC.	43,463,526	43,963,526
9	Bengal Commercial Bank PLC.	1,000,000	1,000,000
10	City Bank PLC.	-	-
11	Dhaka Bank PLC.	4,000,000	5,000,000
12	Dutch Bangla Bank PLC.	2,000,000	2,000,000
13	EXIM Bank PLC.	25,300,000	25,300,000
14	Eastern Bank PLC.	1,000,000	1,000,000
15	First Security Islami Bank PLC.	500,000	500,000
16	Global Islami Bank PLC.	1,500,000	1,500,000
17	IDLC Finance PLC.	1,000,000	1,000,000
18	IFIC Bank PLC.	60,500,000	127,500,000
19	Islami Bank Bangladesh PLC.	10,000,000	11,000,000
20	Jamuna Bank PLC.	2,500,000	2,500,000
21	Janata Bank PLC.	1,000,000	1,000,000
22	LankaBangla Finance PLC.	4,000,000	4,500,000
23	Meghna Bank PLC.	500,000	500,000
24	Mercantile Bank PLC.	13,000,000	3,000,000
25	Midland Bank PLC.	8,500,000	8,500,000
26	Mutual Trust Bank PLC.	34,000,000	29,000,000
27	NCC Bank PLC.	3,000,000	4,500,000
28	NRB Bank PLC.	3,000,000	3,500,000
29	NRBC Bank PLC.	13,500,000	18,000,000
30	National Bank PLC.	8,500,000	8,500,000
31	ONE Bank PLC.	6,000,000	6,000,000
32	Premier Bank PLC.	26,500,000	21,500,000
33	Prime Bank PLC.	2,000,000	2,500,000
34	Pubali Bank PLC.	6,000,000	6,000,000
35	Rupali Bank PLC.	7,500,000	8,500,000
36	Shahjalal Islami Bank PLC.	6,000,000	6,000,000
37	Social Islami Bank PLC.	20,300,000	20,800,000
38	Sonali Bank PLC.	500,000	500,000
39	SBAC Bank PLC.	9,500,000	10,000,000
40	Southeast Bank PLC.	220,021,000	222,521,000
41	Standard Bank PLC.	15,500,000	15,500,000
42	Union Bank PLC.	2,000,000	2,000,000
43	United Commercial Bank PLC.	3,000,000	4,500,000
44	Uttara Bank PLC.	500,000	500,000
	<b>Total:</b>	<b>631,284,526</b>	<b>695,784,526</b>

Date: July 26, 2025



**ASIA INSURANCE PLC.**  
**Notes to the Financial Statements**  
For the half year ended June 30,2025

**36. Regarding Related Party Transaction:**

Name of the Related Party	Nature of Relationship & Transaction	Amount of Transaction	
		Premium-2025(June)	Claims-2025(June)
T.K.Group	Common Directorship	14,679,902	1,023,045
GPH Group	Common Directorship	11,279,277	7,687,444
Bismillah Group	Common Directorship	1,517,527	
Samuda Group	Common Directorship	7,369,316	797,527
M.Alam Group	Common Directorship	8,070,164	90,000
BSM Syndicate	Common Directorship	1,512,441	
Incontrade Group	Common Directorship	812,053	
Mati-Ta(Activity based Resort)	Common Directorship	91,979	

Name of the Related Party	Nature of Relationship & Transaction	Amount
		Office Rent & Electricity ( Khatungonj Br.)
T.K Group Office Space of 56/59 Bitligonj,Khatungonj,Chattogram	Common Directorship	434,700

Date: July 26, 2025



## Notes to the Financial Statements

As on June 30, 2025

Amount (Tk.) 2025(June)	Amount (Tk.) 2024(June)
----------------------------	----------------------------

**37.00 CALCULATION OF EARNING PER SHARE.**

(Based on financial statement for the half year ended 30. June

Net profit available for ordinary shareholders.	(Taka)	<b>23,950,578</b>	<b>41,228,171</b>
No. of shares outstanding during the year.		<b>47,069,858</b>	<b>47,069,858</b>
Face value of Share.	(Taka)	<b>10.00</b>	<b>10.00</b>
Earning per Share.	(Taka)	<b>0.51</b>	<b>0.88</b>

**38.00 CALCULATION OF NET ASSETS VALUE PER SHARE.**

(Based on financial statement for the half year ended 30. June

Total Assets.	(Taka)	<b>2,241,527,846</b>	<b>2,347,499,081</b>
Total Current Liabilities	(Taka)	866,007,342	941,378,184
Net Assets value.	(Taka)	1,375,520,504	1,406,120,897
<b>No. of Shares.</b>	(Taka)	<b>47,069,858</b>	<b>47,069,858</b>
<b>Net Assets Value per Share.</b>	(Taka)	<b>29.22</b>	<b>29.87</b>

**39.00 NET CASH FLOWS PER SHARES:**

(Based on financial statement for the half year ended 30. June

			<i>Re-stated</i>
Net Cash flow from operating activities	(Taka)	31,282,744	97,050,386
No. of shares outstanding during the period.	(Taka)	47,069,858	47,069,858
<b>Net Operating Cash flows per Share (NOCFS)</b>	(Taka)	<b>0.66</b>	<b>2.06</b>

**Date: July 26, 2025**

## Notes to the Financial Statements

As on June 30,2025

### 40 Payments to the Directors/Officers:

The aggregate amount paid / provided to the Chief Executive Officer and Officers up to Manager Level, during the year having taxable income is given below:

Managing Director's (CEO) emolument  
Salary-Officers  
Company's Contribution to Provident fund  
Bonus  
House rent  
Medical Allowance  
Entertainment/Utility  
House Up Keep  
Conveyance & Other Allowance

2025 (June)	
Amount in Taka	
Chief Executive	Officers up to
2,400,000	-
	12,950,070
	817,541
	3,625,536
800,000	6,475,057
1,080,000	3,197,034
480,000	1,414,139
240,000	3,237,540
360,000	370,232
<b>5,360,000</b>	<b>32,087,149</b>

### Other relevant information's :

- 41 During the year under review no compensation was allowed by the Company to the Chief Executive and Officers of the Company except their regular remuneration.
- 42 No amount of money was spent by the Company for compensating any member of the Board for special service rendered.
- 43 No amount was due by the Directors (including Chief Executive Officer) and Officers of the Company or by associated undertaking and by any of them severally or jointly with any other person.
- 44 There was no contract for capital expenditure to be executed and not provided for.
- 45 **Credit Facility**  
No credit facility availed by the company under any contract other than bank credit facility and trade credit which are in the ordinary course of the business.
- 46 **Worker's Profit Participation and Welfare Fund (WPPF):**

In connection as above issue, the sec 232 & sec 234 of the Bangladesh Labour Act 2006, Chapter XV does not clearly define the definition of "Workers". Besides, Bangladesh Insurance Association (BIA) deems it as, unjustified imposition on the Insurance Company like the Banks and financial institution too. In this connection BIA has taken the initiatives for not applicabaling the WPPF in insurance companies accounts, vide letter # Ref: BIA-03(58)2023 Dated: July 12.2023

It is mentionable here that the FID of Finance Ministry, the Peoples Republic of Bangladesh also agreed in principles with BIA and accordingly forwarded the BIA letter vide their ref:53.00.0000.441.99.006.19.174.Dated:29.06.2023 addressed to the Secretary, Labour and employment ministry which is self explanatory.

Date: July 26, 2025



**ASIA INSURANCE PLC**

**Notes to the Accounts**

For the half year ended June 30, 2025

Annexure-A

**Schedule of Fixed Assets (Property of Plant and Equipment)**

Particulars	Rate of dep.	Cost			Depreciation					Total Depreciation	W.D.V. 30.06.2025 K=(D-J)	
		As at 01.01.25 A	Addition During the Period '25 B	Disposal C	Total as at 30.06.2025 D=(A+B-C)	Depreciation on addition F	Depreciation on WDV-24 G	Depreciation charge H=(E+F+G)	Disposal I			J=(H-I)
<b>A. Tangible Assets:</b>												
Vehicles	20%	41,820,504		-	41,820,504	-	1,200,650	1,200,650	-	31,014,652	10,805,852	
Office Decoration	10%	52,851,043		-	52,851,043		1,085,874	1,085,874		32,219,441	20,631,602	
Telephone Inst. & PABX System	20%	1,394,390		-	1,394,390		10,789	10,789		1,297,291	97,099	
Furniture & Fixture	10%	14,917,891	31,174	-	14,949,065	442	290,682	291,124		9,396,367	5,552,698	
Computer, Printer, Fax and Copier	30%	8,869,270	18,286	-	8,887,556	706	80,916	81,622		8,411,454	476,102	
Crockeries	25%	14,420		-	14,420		149	149		13,377	1,043	
Office Equipment	10%	8,749,247	80,240	-	8,829,487	2,709	164,961	167,670		5,617,701	3,211,786	
Air Conditioner	10%	12,072,127	160,847	-	12,232,974	2,908	165,011	167,919		8,939,823	3,293,151	
Building*	10%	173,051,680		-	173,051,680		4,210,734	4,210,734		93,047,735	80,003,945	
		<b>313,740,572</b>	<b>290,547</b>	<b>-</b>	<b>314,031,119</b>	<b>6,765</b>	<b>7,209,766</b>	<b>7,216,531</b>	<b>-</b>	<b>189,957,841</b>	<b>124,073,278</b>	
<b>B. Intangible Assets:</b>												
Software	10%	2,081,150		-	2,081,150		57,035	57,035		997,487	1,083,663	
Right of Use (Office Rent)		52,913,921	2,525,952	-	55,439,873	513,714	3,394,999	3,908,713		43,877,271	11,562,602	
		<b>54,995,071</b>	<b>2,525,952</b>	<b>-</b>	<b>57,521,023</b>	<b>513,714</b>	<b>3,452,034</b>	<b>3,965,748</b>	<b>-</b>	<b>44,874,758</b>	<b>12,646,265</b>	
<b>Total</b>		<b>368,735,643</b>	<b>2,816,499</b>	<b>-</b>	<b>371,552,142</b>	<b>520,479</b>	<b>10,661,800</b>	<b>11,182,279</b>	<b>-</b>	<b>234,832,600</b>	<b>136,719,542</b>	

\*Building consists of Office premises which is situated at Rupayan Trade Center(14th Floor), 114 Kazi Nazrul Islam Avenue, Bangla Motor, Dhaka.

Date: July 26, 2025



**ASIA INSURANCE PLC**  
**Notes to the Accounts**

For the half year ended June 30, 2025

Annuxure-B

**Schedule of Fixed Assets(Property of Plant and Equipment) (Tax Based)**

Particulars	Rate of dep.	Cost less Depreciation			Disposal Assets	Total as at 30.06.2025	Rate of dep.	Depreciation	W.D.V 30.06.2025
		As at 01.01.2025 (WDV)	During the period year 2025	Addition					
Vehicles	20%	12,283,056	18,286	-	12,301,342	10%	615,067	11,686,275	
Office Decoration	10%	21,037,881	31,174	-	21,069,055	10%	1,053,453	20,015,603	
Telephone Inst. & PABX System	10%	136,546	-	-	136,546	10%	6,827	129,719	
Furniture & Fixture	10%	6,115,330	-	-	6,115,330	10%	305,767	5,809,564	
Computer, Printer, Fax and Copier	30%	625,255	80,240	-	705,495	20%	70,550	634,946	
Crockeries	25%	12,834	-	-	12,834	20%	1,283	11,551	
Office Equipment	10%	3,418,009	-	-	3,418,009	10%	170,900	3,247,109	
Air Conditioner	20%	3,688,233	160,847	-	3,849,080	10%	192,454	3,656,626	
Building*	5%	84,214,679	-	-	84,214,679	5%	2,105,367	82,109,312	
Software	10%	1,181,306	-	-	1,181,306	10%	59,065	1,122,241	
<b>Total</b>		<b>132,713,130</b>	<b>290,547</b>	<b>-</b>	<b>133,003,677</b>		<b>4,580,733</b>	<b>128,422,943</b>	

**Calculation of Provision for Deferred Tax**

Carrying Value of Fixed Asset Tax Base	136,719,542
<b>Taxable Temporary Difference</b>	<b>128,422,943</b>
Tax rate	8,296,599
Deferred Tax Liability	37.50%
	<b>3,111,225</b>

**B.Provision for Deferred Tax on Provision for Gratuity**

Carrying Value of Provision for Gratuity Tax Base of Provision for Gratuity	3,242,300
Tax Rate	-
<b>Deferred Tax on Provision for Gratuity</b>	<b>1,215,863</b>

Closing Deferred Tax Liability	1,895,362
Opening Deferred Tax Liability	3,407,585
	<b>(1,512,223)</b>

Date: July 26, 2025

